zertifiziert ISO 9001 for you Cert

MSPN GMBH

Märkische Stanz-Partner



[schneidelemente]

[cuttingelements]

Stand / Revision Status 05.11.2019

Inhalt Katalog 1: Stanznormalien (D)
Content Catalogue 1: Standard die components (D)

STANZNORMALIEN / STANDARD DIE COMPONENTS

Artikel Article	Best.-Nr. Order no.	Seite Page
A		
Aufwerferstifte, gehärtet, DIN 1530 A – ISO 6750	TH 750	TH.9
Auswerferstifte, DIN 1530 Form D	TH 7[illegible]	TH.[illegible]0

Ein „Klick“ auf Artikelbezeichnung, Bestell-Nummer oder Seite im vorangestellten Inhaltsverzeichnis bringt Sie zum gewünschten Artikel.

„Clicking“ on the Article name, the Order- or Page-no. in the main table of contents opens the corresponding article-page.

Inhalt
Content

SCHNEIDELEMENTE / CUTTING ELEMENTS

	Schneidstempel	Punches	Best.-Nr. Order no.	Seite Page
				
	Schneidstempel DIN 9861, Form D, HSS	Punches DIN 9861, Form D, HSS	SE 775	SE.1 SE.2

Ein „Klick“ auf Foto, Artikelbezeichnung, Bestell-Nummer oder Seite im Inhaltsverzeichnis des Registers bringt Sie unmittelbar zum gewünschten Artikel im Katalog.

„Clicking“ on the Photo, the Article name, the Order- or Page-no. in any register‘s table of contents opens the corresponding article-page.

Ein „Klick“ auf das CAD-Logo bringt Sie zu den CAD-Daten des gewünschten Artikels im CADENAS-Downloadportal.

„Clicking“ on the CAD-logo leads you to the CAD-file(s) of the corresponding article within the Cadenas download-portal.

Ein „Klick“ auf das MAIL-Logo generiert eine an die Märkischen Stanz-Partner adressierte e-mail, mit der Normbezeichnung des gewünschten Artikels in der Betreffzeile.

„Clicking“ on the MAIL-logo generates an e-mail addressed to the Stanz-Partners, showing the requested article in the subject heading.

Ein „Klick“ auf das RETURN-Logo unten auf jeder Katalogseite bringt Sie zurück auf das Inhaltsverzeichnis des entsprechenden Registers.

„Clicking“ on the RETURN-logo at the bottom of each catalog-page opens that specific register‘s table of contents.

[05.11.2019]

	Schneidstempel	Punches	Best.-Nr. Order no.	Seite Page
	Schneidstempel DIN 9861, Form D, HSS	Punches DIN 9861, Form D, HSS	SE 775	SE.1 SE.2
	Schneidstempel DIN 9861, Form C, abgesetzter Schaft, HSS	Punches DIN 9861, Form C, shouldered shank, HSS	SE 785	SE.3
	Schneidstempel DIN 9861, Form C, abgesetzter Schaft, Typen F, O, R, S	Punches DIN 9861, Form C, shouldered shank, Types F, O, R, S	SE 786 .	SE.4
	Schneidstempel, zylindrischer Kopf Type K	Punches, cylindrical head Type K	SE 712	SE.5
	Schneidstempel, zylindrischer Kopf Type K ISO 8020	Punches, cylindrical head Type K ISO 8020	SE 712 ISO	SE.6
	Schneidstempel ISO 8020 mit federndem Auswerferstift	Punches ISO 8020 with spring ejector	SE 737	SE.7
	Schneidstempel ISO 8020, Type KP, abgesetzter Schaft	Punches ISO 8020, type KP, shouldered shank	SE 716 KP ISO	SE.8
	Schneidstempel ISO 8020 mit federn- dem Auswerferstift, Type EKP	Punches ISO 8020 with spring ejector Type EKP	SE 737 EKP	SE.9
	Schneidstempel ISO 8020, Type KF, KO, KR, KS, abgesetzter Schaft	Punches ISO 8020, type KF, KO, KR, KS, shouldered shank	SE 731 . . ISO	SE.10
	Schneidstempel ISO 8020 mit federn- dem Auswerferstift Typen EKF, EKO, EKR, EKS	Punches ISO 8020 with spring ejector Types EKF, EKO, EKR, EKS	SE 737 . . .	SE.11
	Stempelhalteplatten für Schneidstempel ISO 8020	Triangle retainers for punches ISO 8020	SE 391	SE.12
	Druckplatten für Stempelhalteplatten SE 391	Thrust plates for triangle retainers SE 391	SE 392	SE.13
	Schneidstempel Posaunenhals	Punches trumpet head	SE 750	SE.14
	Schneidstempel Posaunenhals mit federndem Auswerferstift	Punches trumpet head with spring ejector	SE 753	SE.15
	Schneidstempel Posaunenhals, abgesetzter Schaft	Punches trumpet head, shouldered shank	SE 751	SE.16
	Schneidstempel Posaunenhals, abgesetz- ter Schaft, mit federndem Auswerferstift	Punches trumpet head, shouldered shank with spring ejector	SE 754	SE.17
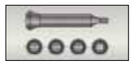	Schneidstempel Posaunenhals, abge- setzter Schaft, Typen PF, PO, PR, PS	Punches trumpet head, shouldered shank Types PF, PO, PR, PS	SE 752 . .	SE.18
	Schneidstempel Posaunenhals abge- setzter Schaft, mit federndem Auswerfer- stift, Typen EPF, EPO, EPR, EPS	Punches trumpet head, shouldered shank with spring ejector, Types EPF, EPO, EPR, EPS	SE 755 . . .	SE.19
	Kopfsenker für Posaunenhals-Stempel	Counterbore-tools for trumpet-heads	SE 020	SE.20
	Fangstifte	Pilot punches	SE 709	SE.21

	Schneidstempel	**Punches**	Best.-Nr. Order no.	Seite Page
	Schneidstempel 30° Kopf	Punches 30° head	**SE 730**	**SE.22**
	Schneidstempel 30° Kopf mit federndem Auswerferstift	Punches 30° head with spring ejector	**SE 734**	**SE.23**
	Schneidstempel 30° Kopf, abgesetzter Schaft	Punches 30° head, shouldered shank	**SE 732**	**SE.24**
	Schneidstempel 30° Kopf, abgesetzter Schaft mit federndem Auswerferstift	Punches 30° head, shouldered shank with spring ejector	**SE 735**	**SE.25**
	Schneidstempel 30° Kopf, abgesetzter Schaft, Typen 30F, 30O, 30R, 30S	Punches 30° head, shouldered shank Types 30F, 30O, 30R, 30S	**SE 733 . . .**	**SE.26**
	Schneidstempel 30° Kopf, abgesetzter Schaft, Typen 30F, 30O, 30R, 30S mit federndem Auswerferstift	Punches 30° head, shouldered shank Types 30F, 30O, 30R, 30S with spring ejector	**SE 736 . . .**	**SE.27**
	Schneidstempel mit Langlochprofil über die Gesamtlänge, mit Senkkopf	Punches with oblong shape over the total length with countersunk head	**SE 744 SE 745**	**SE.28**
	Schneidstempel mit Rechteckprofil über die Gesamtlänge, mit Senkkopf	Punches with rectangular shape over the total length with countersunk head	**SE 748 SE 749**	**SE.29**
	Schneidstempel mit Rechteckprofil über die Gesamtlänge	Punches with rectangular shape over the total length	**SE 738 SE 739**	**SE.30**
	Schneidstempel mit Langlochprofil über die Gesamtlänge	Punches with oblong shape over the total length	**SE 740 SE 741**	**SE.31**
	Verdrehsicherung für Schneidstempel Information	Rotation prevention for punches Information		**SE.58**

	Schneidbuchsen	**Die buttons**	Best.-Nr. Order no.	Seite Page
	Schneidbuchsen DIN 9845, Form A ohne Bund	Die buttons DIN 9845 A without collar	**SE 791**	**SE.32**
	Schneidbuchsen DIN 9845, Form B mit Bund	Die buttons DIN 9845 B with collar	**SE 792**	**SE.33**
	Schneidbuchsen ohne Bund Type ED, ISO 8977A	Die buttons without collar Type ED, ISO 8977A	**SE 711 ED**	**SE.34**
	Schneidbuchsen mit Bund Type EKD, ISO 8977B	Die buttons with collar Type EKD, ISO 8977B	**SE 713 EKD**	**SE.35**
	Schneidbuchsen ohne Bund, Typen EDF, EDO, EDR, EDS, ISO 8977A	Die buttons without collar Types EDF, EDO, EDR, EDS, ISO 8977A	**SE 715 . . .**	**SE.36**
	Schneidbuchsen mit Bund Typen EKDF, EKDO, EKDR, EKDS, ISO 8977B	Die buttons with collar Types EKDF, EKDO, EKDR, EKDS, ISO 8977B	**SE 717 . . . .**	**SE.37**
	Schneidbuchsen mit Startlochbohrung durchgehend, Type EDL, ohne Bund ISO 8977A	Die buttons with start hole, Type EDL, without collar, ISO 8977A	**SE 711 EDL**	**SE.38**

[05.11.2019]

[05.11.2019]

	Schneidbuchsen	**Die buttons**	Best.-Nr. Order no.	Seite Page
	Schneidbuchsen mit Startlochbohrung durchgehend, Type EKDL, mit Bund ISO 8977B	Die buttons with start hole, Type EKDL, with collar, ISO 8977B	**SE 713 EKDL**	**SE.39**
	Schneidbuchsen mit Startlochbohrung und Ausfallloch, Type EDM, ohne Bund, ISO 8977A	Die buttons with start hole and counter-bore relief, Type EDM, without collar, ISO 8977A	**SE 711 EDM**	**SE.40**
	Schneidbuchsen mit Startlochbohrung und Ausfallloch, Type EKDM, mit Bund, ISO 8977B	Die buttons with start hole and counter-bore relief, Type EKDM, with collar, ISO 8977B	**SE 713 EKDM**	**SE.41**
	Stempelführungsbuchsen DIN 9845, Form C	Punch - guide bushings, DIN 9845 C	**SE 793**	**SE.42**
	Verdrehsicherung für Schneidbuchsen Information	Rotation prevention for die buttons Information		**SE.58**

	Schnellwechsel-Schneidelemente	**Ball lock cutting elements**	Best.-Nr. Order no.	Seite Page
	Schnellwechsel-Schneidstempel, schwere Ausführung	Ball lock punches, heavy duty	**SE 300**	**SE.44**
	Schnellwechsel-Schneidstempel, schwere Ausführung, mit federndem Auswerferstift	Ball lock punches, heavy duty, with spring ejector	**SE 320**	**SE.45**
	Schnellwechsel-Schneidstempel, schwere Ausführung, abgesetzter Schaft	Ball lock punches, heavy duty, shouldered shank	**SE 301**	**SE.46**
	Schnellwechsel-Schneidstempel, schwere Ausführung, abgesetzter Schaft, mit federndem Auswerferstift	Ball lock punches, heavy duty, shouldered shank, with spring ejector	**SE 321**	**SE.47**
	Schnellwechsel-Schneidstempel, schwere Ausführung, abgesetzter Schaft Typen O, S, H, L	Ball lock punches, heavy duty, shouldered shank Types O, S, H, L	**SE 302 .**	**SE.48**
	Schnellwechsel-Schneidstempel, schwere Ausführung, abgesetzter Schaft Typen O, S, H, L, mit. fed. Auswerferst.	Ball lock punches, heavy duty, shouldered shank, Types O, S, H, L, with spring ejector	**SE 322 .**	**SE.49**
	Schnellwechsel-Schneidstempel, schwere Ausführung, Schneide > Schaft	Ball lock punches, heavy duty, inverted	**SE 303**	**SE.50**
	Schnellwechsel-Schneidstempel, schwere Ausführung, Schneide > Schaft, mit federndem Auswerferstift	Ball lock punches, heavy duty, inverted, with spring ejector	**SE 323**	**SE.51**
	Schnellwechsel-Schneidstempel, schwere Ausführung, Schneide > Schaft, Typen O, S, H, L	Ball lock punches, heavy duty, inverted, Types O, S, H, L	**SE 304 .**	**SE.52**
	Schnellwechsel-Schneidstempel, schw. Ausführung, Schneide > Schaft, Typen O, S, H, L, mit. fed. Auswerferst.	Ball lock punches, heavy duty, inverted, Types O, S, H, L, with spring ejector	**SE 324 .**	**SE.53**
	Schnellwechsel-Schneidbuchsen, leichte Ausführung, rund	Ball lock die buttons, light duty, round	**SE 340**	**SE.54**
	Schnellwechsel-Schneidbuchsen, leichte Ausführung, Profile, Typen O, S, H, L	Ball lock die buttons, light duty, profiles, Types O, S, H, L	**SE 341 .**	**SE.55**
	Stempelhalteplatten für Schnellwechsel-Schneidstempel	Triangle retainers for ball lock punches	**SE 390**	**SE.56**

	Zubehör Bereich Schneidelemente	**Accessories**	**Best.-Nr. Order no.**	**Seite Page**
	Entrigelungswerkzeuge für Stempelhalteplatten, abgewinkelte Ausführung	Release tools for ball lock punch retainers, angular	**SE 360**	**SE.57**
	Entrigelungswerkzeuge für Stempelhalteplatten, gerade Ausführung	Release tools for ball lock punch retainers, straight	**SE 361**	**SE.57**
	Entrigelungswerkzeuge für Stempelhalteplatten, Gewindeausführung	Release tools for ball lock punch retainers, threaded	**SE 362**	**SE.57**

	Sonderschneidelemente	**Special punches**	**Best.-Nr. Order no.**	**Seite Page**
	Bestellbeispiele	Ordering examples		**SE.59**
	Bestellformulare	Order forms		**SE.60** **SE.61**
	Formbeispiele für Sonderschneidelemente	Shape examples for special cutting elements		**SE.43**

[05.11.2019]

[05.11.2019]

SE 775

Mat.: HSS
Härte Schaft: 64 ±2 HRC
Kopf: 50 ±5 HRC

Mat.: HSS (e.g. M2)
Hardness shank: 64 ±2 HRC
Head: 50 ±5 HRC

SE 775 / 2,50 x 100

Stempel mit Verdrehsicherung auf Wunsch lieferbar (bei Bestellung angeben).

Punches with rotation prevention available, please specify when ordering.

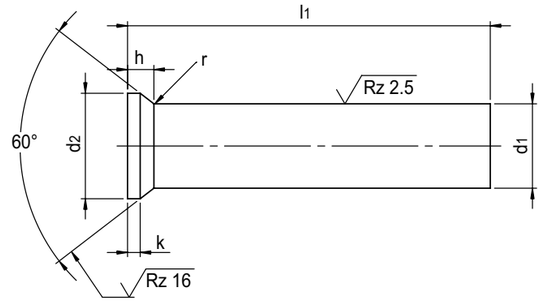

d1 h6	d2 ±0,05	h +0,2	k +0,2	r	l1 +0,5			
					71	80	100	130
0,50	**0,9**	0,55	0,2	$0{,}2^{+0{,}2}$	●	●	●	
0,55	**1,0**	0,59	0,2	$0{,}2^{+0{,}2}$	●	●	●	
0,60	**1,1**	0,63	0,2	$0{,}2^{+0{,}2}$	●	●	●	
0,65	**1,2**	0,68	0,2	$0{,}2^{+0{,}2}$	●	●	●	
0,70	**1,3**	0,72	0,2	$0{,}2^{+0{,}2}$	●	●	●	
0,75	**1,3**	0,68	0,2	$0{,}2^{+0{,}2}$	●	●	●	
0,80	**1,4**	0,92	0,4	$0{,}2^{+0{,}2}$	●	●	●	
0,85	**1,4**	0,88	0,4	$0{,}2^{+0{,}2}$	●	●	●	
0,90	**1,6**	1,01	0,4	$0{,}2^{+0{,}2}$	●	●	●	
0,95	**1,6**	0,96	0,4	$0{,}2^{+0{,}2}$	●	●	●	
1,00	**1,8**	1,19	0,5	$0{,}4^{+0{,}3}$	●	●	●	
1,10	**1,8**	1,11	0,5	$0{,}4^{+0{,}3}$	●	●	●	
1,20	**2,0**	1,19	0,5	$0{,}4^{+0{,}3}$	●	●	●	
1,30	**2,0**	1,11	0,5	$0{,}4^{+0{,}3}$	●	●	●	
1,40	**2,2**	1,19	0,5	$0{,}4^{+0{,}3}$	●	●	●	
1,50	**2,2**	1,11	0,5	$0{,}4^{+0{,}3}$	●	●	●	
1,60	**2,5**	1,28	0,5	$0{,}4^{+0{,}3}$	●	●	●	
1,70	**2,5**	1,19	0,5	$0{,}4^{+0{,}3}$	●	●	●	
1,80	**2,8**	1,37	0,5	$0{,}4^{+0{,}3}$	●	●	●	
1,90	**2,8**	1,28	0,5	$0{,}4^{+0{,}3}$	●	●	●	
2,00	**3,0**	1,37	0,5	$0{,}4^{+0{,}3}$	●	●	●	
2,10	**3,2**	1,45	0,5	$0{,}4^{+0{,}3}$	●	●	●	
2,20	**3,2**	1,37	0,5	$0{,}4^{+0{,}3}$	●	●	●	
2,30	**3,5**	1,54	0,5	$0{,}4^{+0{,}3}$	●	●	●	
2,40	**3,5**	1,45	0,5	$0{,}4^{+0{,}3}$	●	●	●	
2,50	**3,5**	1,37	0,5	$0{,}4^{+0{,}3}$	●	●	●	
2,60	**4,0**	1,71	0,5	$0{,}4^{+0{,}3}$	●	●	●	
2,70	**4,0**	1,63	0,5	$0{,}4^{+0{,}3}$	●	●	●	
2,80	**4,0**	1,54	0,5	$0{,}4^{+0{,}3}$	●	●	●	
2,90	**4,0**	1,45	0,5	$0{,}4^{+0{,}3}$	●	●	●	
3,00	**4,5**	1,80	0,5	$0{,}6^{+0{,}4}$	●	●	●	
3,10	**4,5**	1,71	0,5	$0{,}6^{+0{,}4}$	●	●	●	●
3,20	**4,5**	1,63	0,5	$0{,}6^{+0{,}4}$	●	●	●	●
3,30	**4,5**	1,54	0,5	$0{,}6^{+0{,}4}$	●	●	●	●
3,40	**4,5**	1,45	0,5	$0{,}6^{+0{,}4}$	●	●	●	●
3,50	**5,0**	1,80	0,5	$0{,}6^{+0{,}4}$	●	●	●	●
3,60	**5,0**	1,71	0,5	$0{,}6^{+0{,}4}$	●	●	●	●
3,70	**5,0**	1,63	0,5	$0{,}6^{+0{,}4}$	●	●	●	●
3,80	**5,0**	1,54	0,5	$0{,}6^{+0{,}4}$	●	●	●	●
3,90	**5,0**	1,45	0,5	$0{,}6^{+0{,}4}$	●	●	●	●
4,00	**5,5**	1,80	0,5	$0{,}6^{+0{,}4}$	●	●	●	●
4,10	**5,5**	1,71	0,5	$0{,}6^{+0{,}4}$	●	●	●	●
4,20	**5,5**	1,63	0,5	$0{,}6^{+0{,}4}$	●	●	●	●
4,30	**5,5**	1,54	0,5	$0{,}6^{+0{,}4}$	●	●	●	●
4,40	**5,5**	1,45	0,5	$0{,}6^{+0{,}4}$	●	●	●	●
4,50	**6,0**	1,80	0,5	$0{,}6^{+0{,}4}$	●	●	●	●
4,60	**6,0**	1,71	0,5	$0{,}6^{+0{,}4}$	●	●	●	●
4,70	**6,0**	1,63	0,5	$0{,}6^{+0{,}4}$	●	●	●	●

SE 775

Mat.: HSS
Härte Schaft: 64 ±2 HRC
Kopf: 50 ±5 HRC

Mat.: HSS (e.g. M2)
Hardness shank: 64 ±2 HRC
Head: 50 ±5 HRC

SE 775 / 2,50 x 100

Stempel mit Verdrehsicherung auf Wunsch lieferbar (bei Bestellung angeben).

Punches with rotation prevention available, please specify when ordering.

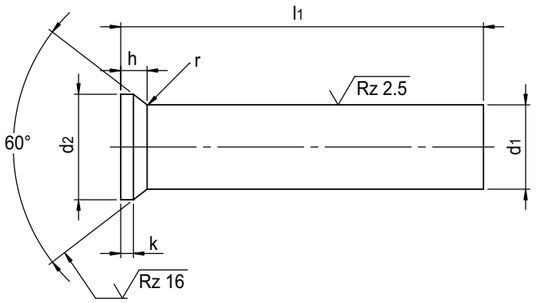

d1 h6	d2 ±0,05	h +0,2	k +0,2	r	l1 +0,5			
					71	80	100	130
4,80	**6,0**	1,54	0,5	0,6+0,4	●	●	●	●
4,90	**6,0**	1,45	0,5	0,6+0,4	●	●	●	●
5,00	**6,5**	1,80	0,5	0,6+0,4	●	●	●	●
5,10	**6,5**	1,71	0,5	0,6+0,4	●	●	●	●
5,20	**6,5**	1,63	0,5	0,6+0,4	●	●	●	●
5,30	**6,5**	1,54	0,5	0,6+0,4	●	●	●	●
5,40	**6,5**	1,45	0,5	0,6+0,4	●	●	●	●
5,50	**7,0**	1,80	0,5	0,6+0,4	●	●	●	●
5,60	**7,0**	1,71	0,5	0,6+0,4	●	●	●	●
5,70	**7,0**	1,63	0,5	0,6+0,4	●	●	●	●
5,80	**7,0**	1,54	0,5	0,6+0,4	●	●	●	●
5,90	**7,0**	1,45	0,5	0,6+0,4	●	●	●	●
6,00	**8,0**	2,23	0,5	1,0+0,5	●	●	●	●
6,10	**8,0**	2,15	0,5	1,0+0,5	●	●	●	●
6,20	**8,0**	2,06	0,5	1,0+0,5	●	●	●	●
6,30	**8,0**	1,97	0,5	1,0+0,5	●	●	●	●
6,40	**8,0**	1,89	0,5	1,0+0,5	●	●	●	●
6,50	**9,0**	3,17	1,0	1,0+0,5	●	●	●	●
7,00	**9,0**	2,73	1,0	1,0+0,5	●	●	●	●
7,50	**10,0**	3,17	1,0	1,0+0,5	●	●	●	●
8,00	**10,0**	2,73	1,0	1,0+0,5	●	●	●	●
8,50	**11,0**	3,17	1,0	1,0+0,5	●	●	●	●
9,00	**11,0**	2,73	1,0	1,0+0,5	●	●	●	●
9,50	**12,0**	3,17	1,0	1,0+0,5	●	●	●	●
10,00	**12,0**	2,73	1,0	1,0+0,5	●	●	●	●
10,50	**13,0**	3,17	1,0	1,0+0,5	●	●	●	●
11,00	**13,0**	2,73	1,0	1,0+0,5	●	●	●	●
11,50	**14,0**	3,17	1,0	1,0+0,5	●	●	●	●
12,00	**14,0**	2,73	1,0	1,0+0,5	●	●	●	●
12,50	**15,0**	3,17	1,0	1,0+0,5	●	●	●	●
13,00	**15,0**	2,73	1,0	1,0+0,5	●	●	●	●
13,50	**16,0**	3,67	1,5	1,5+0,5	●	●	●	●
14,00	**16,0**	3,23	1,5	1,5+0,5	●	●	●	●
14,50	**17,0**	3,67	1,5	1,5+0,5	●	●	●	●
15,00	**17,0**	3,23	1,5	1,5+0,5	●	●	●	●
15,50	**18,0**	3,67	1,5	1,5+0,5	●	●	●	●
16,00	**18,0**	3,23	1,5	1,5+0,5	●	●	●	●
16,50	**19,0**	3,67	1,5	1,5+0,5	●	●	●	●
17,00	**19,5**	3,23	1,5	1,5+0,5	●	●	●	●
17,50	**20,0**	3,67	1,5	1,5+0,5	●	●	●	●
18,00	**20,5**	3,23	1,5	1,5+0,5	●	●	●	●
18,50	**21,0**	3,67	1,5	1,5+0,5	●	●	●	●
19,00	**21,5**	3,23	1,5	1,5+0,5	●	●	●	●
19,50	**22,0**	3,67	1,5	1,5+0,5	●	●	●	●
20,00	**22,5**	3,23	1,5	1,5+0,5	●	●	●	●

[05.11.2019]

[05.11.2019]

SE 785

Mat.: HSS
Härte Schaft: 64 ±2 HRC
Kopf: 50 ±5 HRC

Mat.: HSS (e.g. M2)
Hardness shank: 64 ±2 HRC
Head: 50 ±5 HRC

SE 785 / 5,0 x 71 / d3

Stempel mit Verdrehsicherung auf Wunsch lieferbar (bei Bestellung angeben).

Länge l2 frei wählbar!
Fehlende Maße siehe SE 775 (Seite SE.1)

Length l2 freely selectable!
for missing dimensions please see **SE 775** (page SE.1)

Punches with rotation prevention available, please specify when ordering.

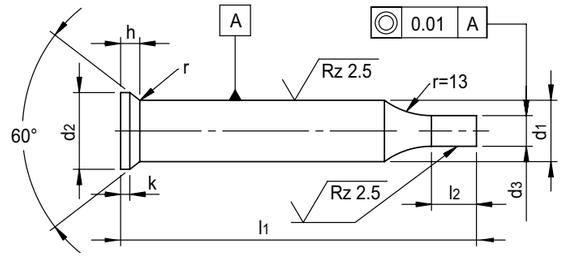

d1 h6	d3 h6 Stufung/step 0,01	l2 +0,5	l1 +0,5			
			71	80	100	130
1,5	**0,5 - 1,4**	7	●	●	●	
2,0	**0,5 - 1,9**	7	●	●	●	
3,0	**1,6 - 2,9**	7	●	●	●	
4,0	**1,6 - 3,9**	10	●	●	●	●
5,0	**2,5 - 4,9**	10	●	●	●	●
6,0	**3,0 - 5,9**	10	●	●	●	●
8,0	**4,0 - 7,9**	13	●	●	●	●
10,0	**5,0 - 9,9**	17	●	●	●	●
13,0	**9,0 - 12,9**	17	●	●	●	●
16,0	**12,0 - 15,9**	17	●	●	●	●
20,0	**16,0 - 19,9**	17	●	●	●	●
25,0	**20,0 - 24,9**	17	●	●	●	●
32,0	**25,0 - 31,9**	17	●	●	●	●
38,0	**30,0 - 37,9**	17	●	●	●	●

Schneidstempel DIN 9861, Form C, abgesetzter Schaft

Punches DIN 9861, Form C, shouldered shank

SE 786 .

Mat.: HSS
Härte Schaft: 64 ±2 HRC
Kopf: 50 ±5 HRC

Länge l2 frei wählbar!
Stempel ohne Verdrehsicherung auf Wunsch lieferbar (bei Bestellung angeben).
Fehlende Maße siehe SE 775 (Seite SE.1)

Mat.: HSS (e.g. M2)
Hardness shank: 64 ±2 HRC
Head: 50 ±5 HRC

Length l2 freely selectable!
Punches without rotation prevention available, please specify when ordering.
For missing dimensions please see **SE 775** (page SE.1)

SE 786 F / 8 x 80 / a x b

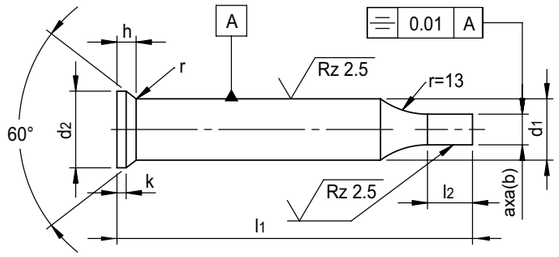

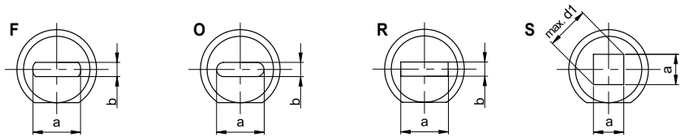

d1 h6	a x b ±0,01 Stufung/step 0,01 ≥ ≤	l2 +0,5	l1 +0,5 71	80	100	130
5	2,5 - 4,9	10	●	●	●	●
6	3,0 - 5,9	10	●	●	●	●
8	4,0 - 7,9	13	●	●	●	●
10	5,0 - 9,9	17	●	●	●	●
13	9,0 - 12,9	17	●	●	●	●
16	12,0 - 15,9	17	●	●	●	●
20	16,0 - 19,9	17	●	●	●	●
25	20,0 - 24,9	17	●	●	●	●
32	27,0 - 31,9	17	●	●	●	●
38	33,0 - 37,9	17	●	●	●	●

[05.11.2019]
[05.11.2019]

Schneidstempel Type K, zylindrischer Kopf

Punches type K, cylindrical head

SE 712

Mat.: HSS
Härte Schaft: 64 ±2 HRC
Kopf: 50 ±5 HRC

Stempel mit Verdrehsicherung auf Wunsch lieferbar (bei Bestellung angeben).

Mat.: HSS (e.g. M2)
Hardness shank: 64 ±2 HRC
Head: 50 ±5 HRC

Punches with rotation prevention available, please specify when ordering.

SE 712 / 8 x 80

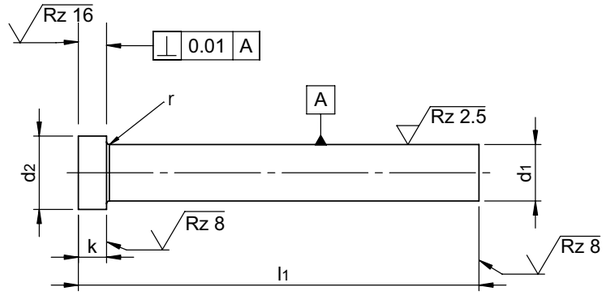

d1 m5	d2 -0,15	k +0,2 +0,1	r +0,1	l1 +0,5 +0,2 63	71	80	90	100	120
3	5	3	0,2	●	●	●	●		
4	6	3	0,2	●	●	●	●	●	
5	8	5	0,3	●	●	●	●	●	●
6	9	5	0,3	●	●	●	●	●	●
8	11	5	0,3	●	●	●	●	●	●
10	13	5	0,3	●	●	●	●	●	●
13	16	5	0,5	●	●	●	●	●	●
16	19	6	0,5	●	●	●	●	●	●
20	24	6	0,5	●	●	●	●	●	●
25	29	10	0,5	●	●	●	●	●	●
32	36	12	0,5	●	●	●	●	●	●
38	45	15	0,5	●	●	●	●	●	●

Schneidstempel Type K ISO 8020, zylindrischer Kopf

Punches type K ISO 8020, cylindrical head

SE 712 ISO

Mat.: HSS
Härte Schaft: 64 ±2 HRC
Kopf: 50 ±5 HRC

Mat.: HSS (e.g. M2)
Hardness shank: 64 ±2 HRC
Head: 50 ±5 HRC

SE 712 ISO / 8 x 80

Stempel mit verstärkter Kopfhöhe auf Wunsch lieferbar (bei Bestellung angeben).

Stempel mit Verdrehsicherung auf Wunsch lieferbar (bei Bestellung angeben).

Punches with rotation prevention available, please specify when ordering.

Punches with reinforced head height available, please specify when ordering.

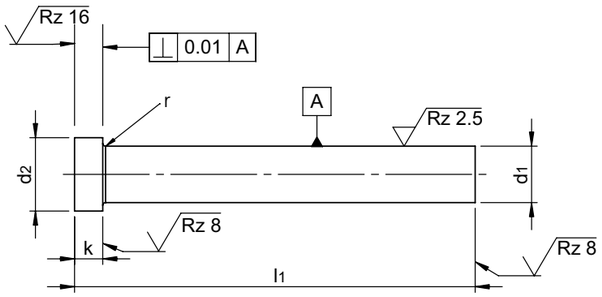

CAD MAIL

d1 m5	d2 -0,15	k +0,2 +0,1	r +0,1	l1 +0,5 +0,2					
				63	71	80	90	100	120
3	5	3	0,2	●	●	●	●		
4	6	3	0,2	●	●	●	●	●	
5	8	5	0,3	●	●	●	●	●	●
6	9	5	0,3	●	●	●	●	●	●
8	11	5	0,3	●	●	●	●	●	●
10	13	5	0,3	●	●	●	●	●	●
13	16	5	0,5	●	●	●	●	●	●
16	19	5	0,5	●	●	●	●	●	●
20	23	5	0,5	●	●	●	●	●	●
25	28	5	0,5	●	●	●	●	●	●
32	35	5	0,5	●	●	●	●	●	●
38	41	5	0,5	●	●	●	●	●	●

[05.11.2019]

Schneidstempel ISO 8020 mit federndem Auswerferstift

Punches ISO 8020 with spring ejector

SCHNEIDELEMENTE / CUTTING ELEMENTS

SE 737

Mat.: HSS
Härte Schaft: 64 ±2 HRC
Kopf: 50 ±5 HRC

Mat.: HSS (e.g. M2)
Hardness shank: 64 ±2 HRC
Head: 50 ±5 HRC

SE 737 / 10 x 100

Stempel mit Verdrehsicherung auf Wunsch lieferbar (bei Bestellung angeben).

Punches with rotation prevention available, please specify when ordering.

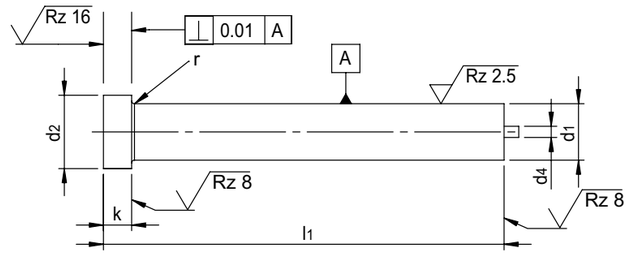

CAD MAIL

d1 m5	d2 -0,05	d4	k +0,2 +0,1	r +0,1	l1 +0,5 +0,2					
					63	71	80	90	100	120
5	8	1,0	5	0,3	●	●	●	●	●	
6	9	1,0	5	0,3	●	●	●	●	●	
8	11	1,5	5	0,3	●	●	●	●	●	●
10	13	1,5	5	0,3	●	●	●	●	●	●
13	16	1,5	5	0,5	●	●	●	●	●	●
16	19	2,3	5	0,5	●	●	●	●	●	●
20	23	2,3	5	0,5	●	●	●	●	●	●
25	28	2,3	5	0,5	●	●	●	●	●	●
32	35	3,0	5	0,5	●	●	●	●	●	●
38	41	3,0	5	0,5	●	●	●	●	●	●

[SE]

Schneidstempel ISO 8020, Type KP, abgesetzter Schaft

Punches ISO 8020, type KP, shouldered shank

SE 716 KP ISO

Mat.: HSS
Härte Schaft: 64 ±2 HRC
Kopf: 50 ±5 HRC

Mat.: HSS (e.g. M2)
Hardness shank: 64 ±2 HRC
Head: 50 ±5 HRC

SE 716 KP / ISO / 10 x 100 / d3

Stempel mit verstärkter Kopfhöhe auf Wunsch lieferbar (bei Bestellung angeben).

Länge l2 frei wählbar! Stempel mit Verdrehsicherung auf Wunsch lieferbar (bei Bestellung angeben).

Length l2 freely selectable! Punches with rotation prevention available, please specify when ordering.

Punches with reinforced head height available, please specify when ordering.

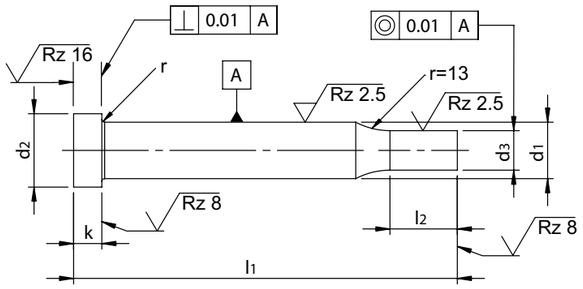

d1 m5	d2 -0,15	d3 +0,01 Stufung/step 0,01	k +0,2 +0,1	r +0,1	l2 ±0,5	l1 +0,5 +0,2 63	71	80	90	100	120
3	5	**1,6 - 2,9**	3	0,2	7	●	●	●	●		
4	6	**1,6 - 3,9**	3	0,2	10	●	●	●	●	●	
5	8	**2,5 - 4,9**	5	0,3	10	●	●	●	●	●	●
6	9	**3,0 - 5,9**	5	0,3	10	●	●	●	●	●	●
8	11	**4,0 - 7,9**	5	0,3	13	●	●	●	●	●	●
10	13	**5,0 - 9,9**	5	0,3	17	●	●	●	●	●	●
13	16	**9,0 - 12,9**	5	0,5	17	●	●	●	●	●	●
16	19	**12,0 - 15,9**	5	0,5	17	●	●	●	●	●	●
20	23	**16,0 - 19,9**	5	0,5	17	●	●	●	●	●	●
25	28	**20,0 - 24,9**	5	0,5	17	●	●	●	●	●	●
32	35	**27,0 - 31,9**	5	0,5	17	●	●	●	●	●	●
38	41	**33,0 - 37,9**	5	0,5	17	●	●	●	●	●	●

[05.11.2019]

Schneidstempel ISO 8020 Type EKP mit fed. Auswerferstift

Punches ISO 8020 type EKP with spring ejector

SE 737 EKP

Mat.: HSS
Härte Schaft: 64 ±2 HRC
Kopf: 50 ±5 HRC

Mat.: HSS (e.g. M2)
Hardness shank: 64 ±2 HRC
Head: 50 ±5 HRC

SE 737 EKP / 10 x 100 / d3

Länge l2 frei wählbar! Stempel mit Verdrehsicherung auf Wunsch lieferbar (bei Bestellung angeben).

Length l2 freely selectable! Punches with rotation prevention available, please specify when ordering.

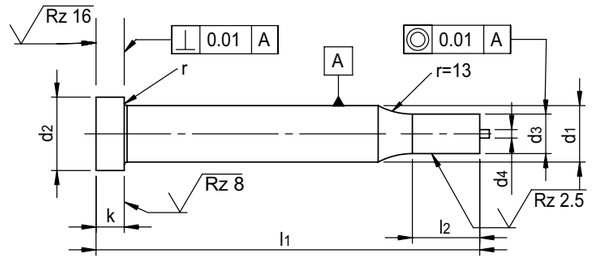

d1 m5	d2 -0,15	d3 +0,01 Stufung/step 0,01	d4	k +0,2 +0,1	r +0,1	l2 ±0,5	l1 +0,5 +0,2 63	71	80	90	100	120
5	8	**2,5 - 4,9**	1,0	5	0,3	10	●	●	●	●	●	
6	9	**3,0 - 5,9**	1,0	5	0,3	10	●	●	●	●	●	
8	11	**4,0 - 7,9**	1,5	5	0,3	13	●	●	●	●	●	●
10	13	**5,0 - 9,9**	1,5	5	0,3	17	●	●	●	●	●	●
13	16	**9,0 - 12,9**	1,5	5	0,5	17	●	●	●	●	●	●
16	19	**12,0 - 15,9**	2,3	5	0,5	17	●	●	●	●	●	●
20	23	**16,0 - 19,9**	2,3	5	0,5	17	●	●	●	●	●	●
25	28	**20,0 - 24,9**	2,3	5	0,5	17	●	●	●	●	●	●
32	35	**24,0 - 31,9**	3,0	5	0,5	17	●	●	●	●	●	●
38	41	**28,0 - 37,9**	3,0	5	0,5	17	●	●	●	●	●	●

SE 731 . . ISO

Mat.: HSS
Härte Schaft: 64 ±2 HRC
Kopf: 50 ±5 HRC

Mat.: HSS (e.g. M2)
Hardness shank: 64 ±2 HRC
Head: 50 ±5 HRC

SE 731 KO / ISO / 10 x 100 / a x b

Stempel mit verstärkter Kopfhöhe auf Wunsch lieferbar (bei Bestellung angeben).

Länge l2 frei wählbar! Stempel ohne Verdrehsicherung auf Wunsch lieferbar (bei Bestellung angeben).

Length l2 freely selectable! Punches without rotation preventi-on available, please specify when ordering.

Punches with reinforced head height available, please specify when ordering.

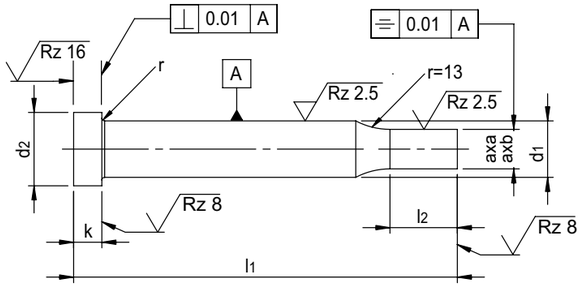

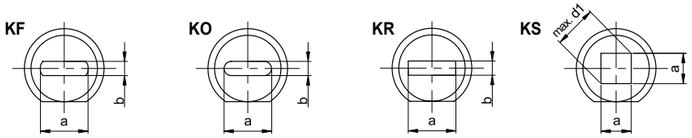

d1 m5	a x b ±0,01 Stufung/step 0,01 ≥ ≤	d2 -0,15	k +0,2 +0,1	r +0,1	l2 ±0,5	l1 +0,5 +0,2					
						63	71	80	90	100	120
3	**1,6 - 2,9**	5	3	0,2	7	●	●	●	●		
4	**1,6 - 3,9**	6	3	0,2	10	●	●	●	●	●	
5	**2,5 - 4,9**	8	5	0,3	10	●	●	●	●	●	●
6	**3,0 - 5,9**	9	5	0,3	10	●	●	●	●	●	●
8	**4,0 - 7,9**	11	5	0,3	13	●	●	●	●	●	●
10	**5,0 - 9,9**	13	5	0,3	17	●	●	●	●	●	●
13	**9,0 - 12,9**	16	5	0,5	17	●	●	●	●	●	●
16	**12,0 - 15,9**	19	5	0,5	17	●	●	●	●	●	●
20	**16,0 - 19,9**	23	5	0,5	17	●	●	●	●	●	●
25	**20,0 - 24,9**	28	5	0,5	17	●	●	●	●	●	●
32	**27,0 - 31,9**	35	5	0,5	17	●	●	●	●	●	●
38	**33,0 - 37,9**	41	5	0,5	17	●	●	●	●	●	●

[05.11.2019]
[05.11.2019]

SE 737 . . .

mit federndem Auswerferstift

Mat.: HSS
Härte Schaft: 64 ±2 HRC
Kopf: 50 ±5 HRC

Länge l2 frei wählbar! Stempel ohne Verdrehsicherung auf Wunsch lieferbar (bei Bestellung angeben).

with spring ejector

Mat.: HSS (e.g. M2)
Hardness shank: 64 ±2 HRC
Head: 50 ±5 HRC

Length l2 freely selectable! Punches without rotation preventi-on available, please specify when ordering.

SE 737 EKF / 10 x 100 / a x b

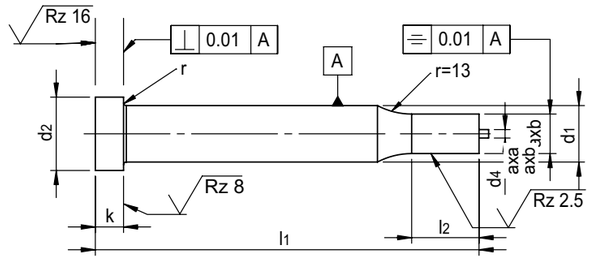

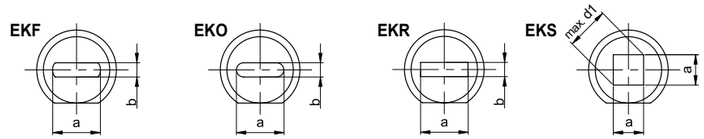

d1 m5	d2 -0,15	a x b ±0,01 Stufung/step 0,01 ≥ ≤	d4	k +0,2 +0,1	r +0,1	l2 ±0,5	l1 +0,5 +0,2					
							63	71	80	90	100	120
5	8	**2,5 - 4,9**	1,0	5	0,3	10	●	●	●	●	●	
6	9	**3,0 - 5,9**	1,0	5	0,3	10	●	●	●	●	●	
8	11	**4,0 - 7,9**	1,6	5	0,3	13	●	●	●	●	●	●
10	13	**5,0 - 9,9**	1,6	5	0,3	17	●	●	●	●	●	●
13	16	**9,0 - 12,9**	1,6	5	0,5	17	●	●	●	●	●	●
16	19	**12,0 - 15,9**	2,4	5	0,5	17	●	●	●	●	●	●
20	23	**16,0 - 19,9**	2,4	5	0,5	17	●	●	●	●	●	●
25	28	**20,0 - 24,9**	2,4	5	0,5	17	●	●	●	●	●	●
32	35	**24,0 - 31,9**	2,4	5	0,5	17	●	●	●	●	●	●
38	41	**28,0 - 37,9**	2,4	5	0,5	17	●	●	●	●	●	●

SE 391

Schwere Ausführung mit Verdrehsicherung

Lieferumfang:
Zylinderkopfschrauben und Zylinderstifte

Heavy duty with rotation prevention

Included:
Socket head cap screw and dowel pins

SE 391 / 13

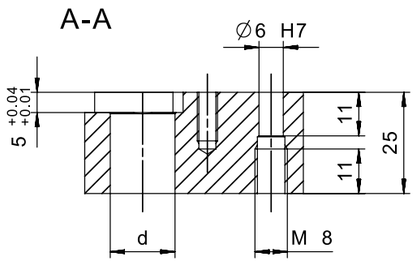

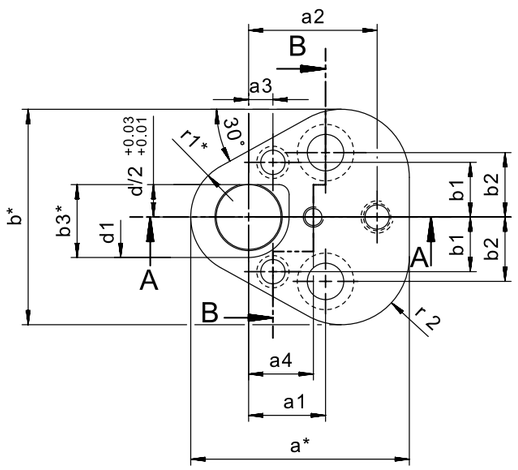

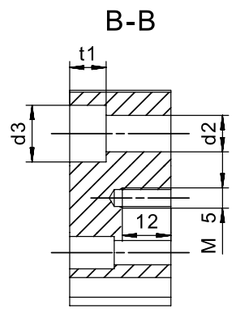

d	Toleranzen d Tolerances d	d1	d2	d3	t1	a* max.	a1	a2 ±0,01	a3 ±0,01	a4	b* max.	b1 ±0,01	b2	b3*	r1*	r2
10	+0,011 +0,008	14	9	15	9	44,5	19	26,92	7,5	16	43,7	9	11,1	12	9,5	12
13	+0,014 +0,010	17	9	15	9	50,8	19	29,97	6,5	16	50	12	14,3	15	12,7	15,2
16	+0,014 +0,010	20	9	15	9	54	19	31,75	6	16	53,2	13,5	15,9	18	14,3	16,8
20	+0,016 +0,011	24	11	18	11	60,3	19	33,53	5	23	59,5	16,5	17,5	22	17,5	20
25	+0,016 +0,011	29	13,5	20	13	69,9	23,8	40,64	7	30	69,1	22	19,8	27	22,2	24,7
32	+0,019 +0,013	36	13,5	20	13	69,9	23,8	40,64	7	30	69,1	22	19,8	34	22,2	24,7

* Konturen können variieren. Größtmaße sind in der Tabelle angegeben.

* Contours may vary. Maximum dimensions are given in the table.

SE 392

Mat.: 1.2842
Härte: 50 +3 HRC

Mat.: 1.2842
Hardness: 50 +3 HRC

SE 392 / 13

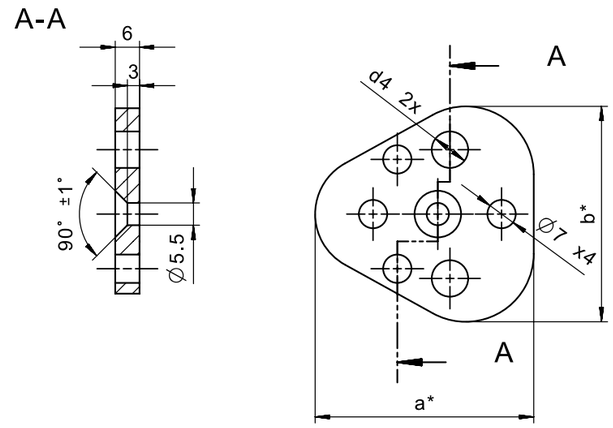

d SE 391	d4	a* max.	b* max.
10	9	44,5	43,7
13	9	50,8	50
16	9	54	53,2
20	11	60,3	59,5
25	13,5	69,9	69,1
32	13,5	69,9	69,1

* Konturen können variieren. Größtmaße sind in der Tabelle angegeben.

* Contours may vary. Maximum dimensions are given in the table.

Schneidstempel Posaunenhals

Punches trumpet head

SE 750

Mat.: HSS
Härte Schaft: 64 ±2 HRC
Kopf: 50 ±5 HRC

Stempel mit Verdrehsicherung auf Wunsch lieferbar (bei Bestellung angeben).

Mat.: HSS (e.g. M2)
Hardness shank: 64 ±2 HRC
Head: 50 ±5 HRC

Punches with rotation prevention available, please specify when ordering.

SE 750 / 13,0 x 100

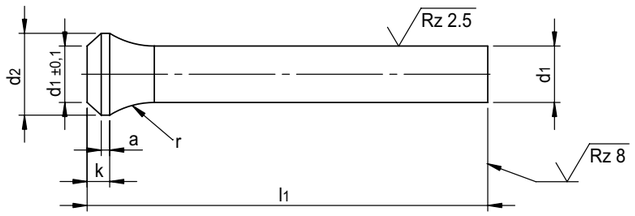

CAD MAIL

d1 h6	d2 -0,2	k +0,2	a	r -0,2	l1 +0,5				
					71	80	90	100	120
2,0	3,0	3	1,0	3,5	●	●	●		
2,5	3,5	3	1,0	3,5	●	●	●		
3,0	4,5	3	1,0	6,5	●	●	●		
3,5	5,0	3	1,0	8,0	●	●	●		
4,0	5,5	4	1,5	8,0	●	●	●	●	
4,5	6,0	4	1,5	8,0	●	●	●	●	
5,0	7,0	4	1,5	10,0	●	●	●	●	●
5,5	8,0	4	1,5	10,0	●	●	●	●	●
6,0	9,0	4	1,5	10,0	●	●	●	●	●
6,5	10,0	4	1,5	12,0	●	●	●	●	●
7,0	10,0	4	1,5	12,0	●	●	●	●	●
7,5	11,0	4	1,5	12,0	●	●	●	●	●
8,0	11,0	4	1,5	12,0	●	●	●	●	●
8,5	13,0	4	1,5	15,0	●	●	●	●	●
9,0	13,0	4	1,5	15,0	●	●	●	●	●
9,5	14,0	4	1,5	15,0	●	●	●	●	●
10,0	14,0	4	1,5	15,0	●	●	●	●	●
10,5	15,0	4	1,5	15,0	●	●	●	●	●
11,0	15,0	4	1,5	15,0	●	●	●	●	●
11,5	16,0	4	1,5	15,0	●	●	●	●	●
12,0	16,0	4	1,5	15,0	●	●	●	●	●
12,5	17,0	4	1,5	15,0	●	●	●	●	●
13,0	17,0	4	1,5	15,0	●	●	●	●	●
13,5	18,0	4	1,5	15,0	●	●	●	●	●
14,0	18,0	4	1,5	15,0	●	●	●	●	●
14,5	19,0	4	1,5	15,0	●	●	●	●	●
15,0	19,0	4	1,5	15,0	●	●	●	●	●
15,5	20,0	4	1,5	15,0	●	●	●	●	●
16,0	20,0	4	1,5	15,0	●	●	●	●	●
16,5	21,0	4	1,5	15,0	●	●	●	●	●
17,0	21,0	4	1,5	15,0	●	●	●	●	●
17,5	22,0	4	1,5	15,0	●	●	●	●	●
18,0	22,0	4	1,5	15,0	●	●	●	●	●
18,5	23,0	4	1,5	15,0	●	●	●	●	●
19,0	23,0	4	1,5	15,0	●	●	●	●	●
19,5	25,0	4	1,5	15,0	●	●	●	●	●
20,0	25,0	4	1,5	15,0	●	●	●	●	●
25,0	30,0	4	1,5	15,0	●	●	●	●	●
	= bevorzugte Abmessungen / preferred dimensions								

[05.11.2019]

[05.11.2019]

Schneidstempel Posaunenhals mit fed. Auswerferstift

Punches trumpet head with spring ejector

SE 753

Mat.: HSS
Härte Schaft: 64 ±2 HRC
Kopf: 50 ±5 HRC

Stempel mit Verdrehsicherung auf Wunsch lieferbar (bei Bestellung angeben).

Mat.: HSS (e.g. M2)
Hardness shank: 64 ±2 HRC
Head: 50 ±5 HRC

Punches with rotation prevention available, please specify when ordering.

SE 753 / 13,0 x 100

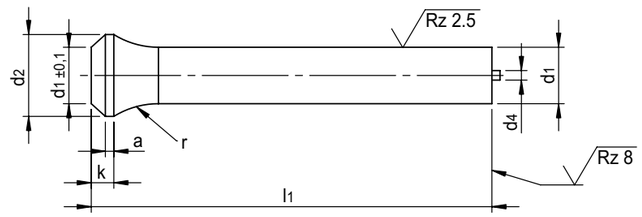

CAD MAIL

d1 h6	d2 -0,2	k +0,2	a	r -0,2	d4	l1 +0,5				
						71	80	90	100	120
5,0	7	4	1,5	10	1,0	●	●	●	●	
6,0	9	4	1,5	10	1,0	●	●	●	●	
8,0	11	4	1,5	12	1,5	●	●	●	●	●
10,0	14	4	1,5	15	1,5	●	●	●	●	●
13,0	17	4	1,5	15	1,5	●	●	●	●	●
16,0	20	4	1,5	15	2,3	●	●	●	●	●
20,0	25	4	1,5	15	2,3	●	●	●	●	●
25,0	30	4	1,5	15	2,3	●	●	●	●	●
Zwischenabmessungen auf Anfrage! / Intermediate dimensions on request!										

SE 751

Mat.: HSS
Härte Schaft: 64 ±2 HRC
Kopf: 50 ±5 HRC

Länge l2 frei wählbar!
Stempel mit Verdrehsicherung auf Wunsch lieferbar (bei Bestellung angeben).

Mat.: HSS (e.g. M2)
Hardness shank: 64 ±2 HRC
Head: 50 ±5 HRC

Length l2 freely selectable!
Punches with rotation prevention available, please specify when ordering.

SE 751 / 10,0 x 100 / d3

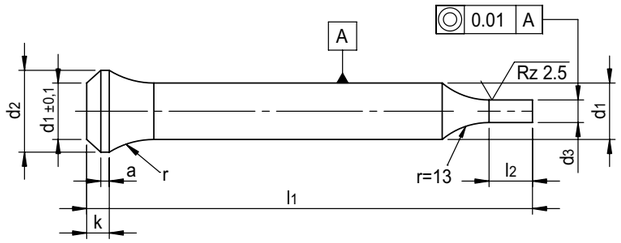

d1 h6	d3 h6 Stufung/step 0,01	d2 -0,2	k +0,2	a	r -0,2	l2 +0,5	l1 +0,5 71	80	90	100	120
2,0	**0,5 - 1,9**	3,0	3	1,0	3,5	7	●	●	●		
2,5	**0,5 - 2,4**	3,5	3	1,0	3,5	7	●	●	●		
3,0	**1,6 - 2,9**	4,5	3	1,0	6,5	7	●	●	●		
3,5	**1,6 - 3,4**	5,0	3	1,0	8,0	10	●	●	●		
4,0	**1,6 - 3,9**	5,5	4	1,5	8,0	10	●	●	●	●	
4,5	**2,0 - 4,4**	6,0	4	1,5	8,0	10	●	●	●	●	
5,0	**2,5 - 4,9**	7,0	4	1,5	10,0	10	●	●	●	●	●
5,5	**2,5 - 5,4**	8,0	4	1,5	10,0	10	●	●	●	●	●
6,0	**3,0 - 5,9**	9,0	4	1,5	10,0	10	●	●	●	●	●
6,5	**3,0 - 6,4**	10,0	4	1,5	12,0	10	●	●	●	●	●
7,0	**3,5 - 6,9**	10,0	4	1,5	12,0	10	●	●	●	●	●
7,5	**3,5 - 7,4**	11,0	4	1,5	12,0	10	●	●	●	●	●
8,0	**3,5 - 7,9**	11,0	4	1,5	12,0	13	●	●	●	●	●
8,5	**4,0 - 8,4**	13,0	4	1,5	15,0	13	●	●	●	●	●
9,0	**4,0 - 8,9**	13,0	4	1,5	15,0	13	●	●	●	●	●
9,5	**4,5 - 9,4**	14,0	4	1,5	15,0	13	●	●	●	●	●
10,0	**5,0 - 9,9**	14,0	4	1,5	15,0	17	●	●	●	●	●
10,5	**5,5 - 10,4**	15,0	4	1,5	15,0	17	●	●	●	●	●
11,0	**5,5 - 10,9**	15,0	4	1,5	15,0	17	●	●	●	●	●
11,5	**6,0 - 11,4**	16,0	4	1,5	15,0	17	●	●	●	●	●
12,0	**6,0 - 11,9**	16,0	4	1,5	15,0	17	●	●	●	●	●
12,5	**7,0 - 12,4**	17,0	4	1,5	15,0	17	●	●	●	●	●
13,0	**9,0 - 12,9**	17,0	4	1,5	15,0	17	●	●	●	●	●
13,5	**9,0 - 13,4**	18,0	4	1,5	15,0	17	●	●	●	●	●
14,0	**9,5 - 13,9**	18,0	4	1,5	15,0	17	●	●	●	●	●
14,5	**9,5 - 14,4**	19,0	4	1,5	15,0	17	●	●	●	●	●
15,0	**10,0 - 14,9**	19,0	4	1,5	15,0	17	●	●	●	●	●
15,5	**10,5 - 15,4**	20,0	4	1,5	15,0	17	●	●	●	●	●
16,0	**12,0 - 15,9**	20,0	4	1,5	15,0	17	●	●	●	●	●
16,5	**12,5 - 16,4**	21,0	4	1,5	15,0	17	●	●	●	●	●
17,0	**13,0 - 16,9**	21,0	4	1,5	15,0	17	●	●	●	●	●
17,5	**13,0 - 17,4**	22,0	4	1,5	15,0	17	●	●	●	●	●
18,0	**13,5 - 17,9**	22,0	4	1,5	15,0	17	●	●	●	●	●
18,5	**13,5 - 18,4**	23,0	4	1,5	15,0	17	●	●	●	●	●
19,0	**14,0 - 18,9**	23,0	4	1,5	15,0	17	●	●	●	●	●
19,5	**15,0 - 19,4**	25,0	4	1,5	15,0	17	●	●	●	●	●
20,0	**16,0 - 19,9**	25,0	4	1,5	15,0	17	●	●	●	●	●
25,0	**18,0 - 24,9**	30,0	4	1,5	15,0	17	●	●	●	●	●
	= bevorzugte Abmessungen / preferred dimensions										

[05.11.2019]

[05.11.2019]

SE 754

mit federndem Auswerferstift

Mat.: HSS
Härte Schaft: 64 ±2 HRC
Kopf: 50 ±5 HRC

Länge l2 frei wählbar!
Stempel mit Verdrehsicherung auf Wunsch lieferbar (bei Bestellung angeben).

with spring ejector

Mat.: HSS (e.g. M2)
Hardness shank: 64 ±2 HRC
Head: 50 ±5 HRC

Length l2 freely selectable!
Punches with rotation prevention available, please specify when ordering.

SE 754 / 10,0 x 100 / d3

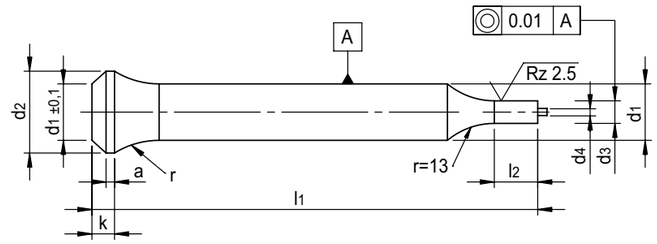

d1 h6	d3 h6 Stufung/step 0,01 ≥ ≤	d2	k -0,2	a +0,2	r	l2 -0,2	d4 +0,5	l1 +0,5 71	80	90	100	120
5,0	**2,5 - 4,9**	7	4,0	1,5	10,0	10	1,0	●	●	●	●	
6,0	**3,0 - 5,9**	9	4,0	1,5	10,0	10	1,0	●	●	●	●	
8,0	**4,0 - 7,9**	11	4,0	1,5	12,0	13	1,5	●	●	●	●	●
10,0	**5,0 - 9,9**	14	4,0	1,5	15,0	17	1,5	●	●	●	●	●
13,0	**9,0 - 12,9**	17	4,0	1,5	15,0	17	1,5	●	●	●	●	●
16,0	**12,0 - 15,9**	20	4,0	1,5	15,0	17	2,3	●	●	●	●	●
20,0	**16,0 - 19,9**	25	4,0	1,5	15,0	17	2,3	●	●	●	●	●
25,0	**18,0 - 24,9**	30	4,0	1,5	15,0	17	2,3	●	●	●	●	●
Zwischenabmessungen auf Anfrage! / Intermediate dimensions on request!												

SE 752 . .

Mat.: HSS
Härte Schaft: 64 ±2 HRC
Kopf: 50 ±5 HRC

Länge l2 frei wählbar!
Stempel ohne Verdrehsicherung auf Wunsch lieferbar (bei Bestellung angeben).

Mat.: HSS (e.g. M2)
Hardness shank: 64 ±2 HRC
Head: 50 ±5 HRC

Length l2 freely selectable!
Punches without rotation preventi-on available, please specify when ordering.

SE 752 PF / 10,0 x 100 / a x b

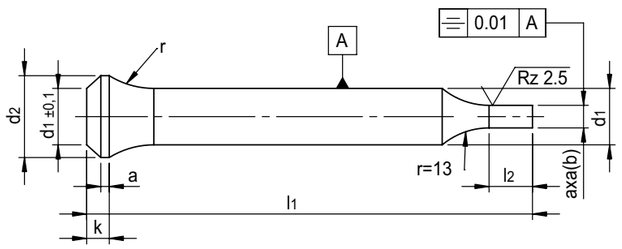

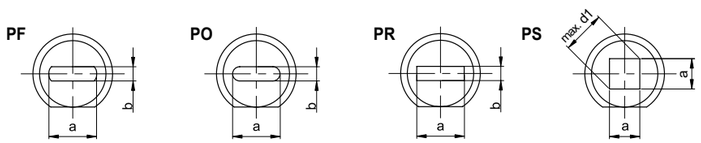

d1 h6	a x b ±0,01 Stufung/step 0,01 ≥ ≤	d2 -0,2	k +0,2	a	r -0,2	l2 +0,5	l1 +0,5 71	80	90	100	120
2,0	**0,5 - 1,9**	3,0	3	1,0	3,5	7	●	●	●		
2,5	**0,5 - 2,4**	3,5	3	1,0	3,5	7	●	●	●		
3,0	**1,6 - 2,9**	4,5	3	1,0	6,5	7	●	●	●		
3,5	**1,6 - 3,4**	5,0	3	1,0	8,0	10	●	●	●		
4,0	**1,6 - 3,9**	5,5	4	1,5	8,0	10	●	●	●	●	
4,5	**2,0 - 4,4**	6,0	4	1,5	8,0	10	●	●	●	●	
5,0	**2,5 - 4,9**	7,0	4	1,5	10,0	10	●	●	●	●	●
5,5	**2,5 - 5,4**	8,0	4	1,5	10,0	10	●	●	●	●	●
6,0	**3,0 - 5,9**	9,0	4	1,5	10,0	10	●	●	●	●	●
6,5	**3,0 - 6,4**	10,0	4	1,5	12,0	10	●	●	●	●	●
7,0	**3,5 - 6,9**	10,0	4	1,5	12,0	10	●	●	●	●	●
7,5	**3,5 - 7,4**	11,0	4	1,5	12,0	10	●	●	●	●	●
8,0	**3,5 - 7,9**	11,0	4	1,5	12,0	13	●	●	●	●	●
8,5	**4,0 - 8,4**	13,0	4	1,5	15,0	13	●	●	●	●	●
9,0	**4,0 - 8,9**	13,0	4	1,5	15,0	13	●	●	●	●	●
9,5	**4,5 - 9,4**	14,0	4	1,5	15,0	13	●	●	●	●	●
10,0	**5,0 - 9,9**	14,0	4	1,5	15,0	17	●	●	●	●	●
10,5	**5,5 - 10,4**	15,0	4	1,5	15,0	17	●	●	●	●	●
11,0	**5,5 - 10,9**	15,0	4	1,5	15,0	17	●	●	●	●	●
11,5	**6,0 - 11,4**	16,0	4	1,5	15,0	17	●	●	●	●	●

d1 h6	a x b ±0,01 Stufung/step 0,01 ≥ ≤	d2 -0,2	k +0,2	a	r -0,2	l2 +0,5	l1 +0,5 71	80	90	100	120
12,0	**6,0 - 11,9**	16,0	4	1,5	15,0	17	●	●	●	●	●
12,5	**7,0 - 12,4**	17,0	4	1,5	15,0	17	●	●	●	●	●
13,0	**9,0 - 12,9**	17,0	4	1,5	15,0	17	●	●	●	●	●
13,5	**9,0 - 13,4**	18,0	4	1,5	15,0	17	●	●	●	●	●
14,0	**9,5 - 13,9**	18,0	4	1,5	15,0	17	●	●	●	●	●
14,5	**9,5 - 14,4**	19,0	4	1,5	15,0	17	●	●	●	●	●
15,0	**10,0 - 14,9**	19,0	4	1,5	15,0	17	●	●	●	●	●
15,5	**10,5 - 15,4**	20,0	4	1,5	15,0	17	●	●	●	●	●
16,0	**12,0 - 15,9**	20,0	4	1,5	15,0	17	●	●	●	●	●
16,5	**12,5 - 16,4**	21,0	4	1,5	15,0	17	●	●	●	●	●
17,0	**13,0 - 16,9**	21,0	4	1,5	15,0	17	●	●	●	●	●
17,5	**13,0 - 17,4**	22,0	4	1,5	15,0	17	●	●	●	●	●
18,0	**13,5 - 17,9**	22,0	4	1,5	15,0	17	●	●	●	●	●
18,5	**13,5 - 18,4**	23,0	4	1,5	15,0	17	●	●	●	●	●
19,0	**14,0 - 18,9**	23,0	4	1,5	15,0	17	●	●	●	●	●
19,5	**15,0 - 19,4**	25,0	4	1,5	15,0	17	●	●	●	●	●
20,0	**16,0 - 19,9**	25,0	4	1,5	15,0	17	●	●	●	●	●
25,0	**18,0 - 24,9**	30,0	4	1,5	15,0	17	●	●	●	●	●

= bevorzugte Abmessungen / preferred dimensions

[05.11.2019]

[05.11.2019]

SE 755 . . .

mit federndem Auswerferstift

Mat.: HSS
Härte Schaft: 64 ±2 HRC
Kopf: 50 ±5 HRC

Länge l2 frei wählbar!
Stempel ohne Verdrehsicherung auf Wunsch lieferbar (bei Bestellung angeben).

with spring ejector

Mat.: HSS (e.g. M2)
Hardness shank: 64 ±2 HRC
Head: 50 ±5 HRC

Length l2 freely selectable!
Punches without rotation preventi-on available, please specify when ordering.

SE 755 EPF / 10,0 x 100 / a x b

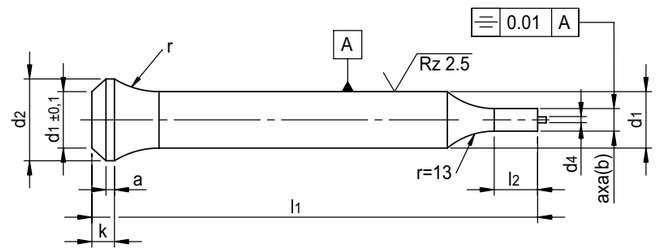

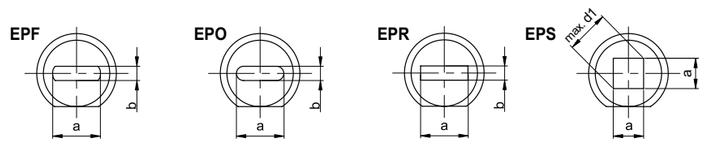

d1 h6	a x b ±0,01 Stufung/step 0,01 ≥ ≤	d2	k -0,2	a +0,2	r	l2 -0,2	d4 +0,5	l1 +0,5 71	80	90	100	120
5,0	**2,5 - 4,9**	7	4,0	1,5	10	10	1,0	●	●	●	●	
6,0	**3,0 - 5,9**	9	4,0	1,5	10	10	1,0	●	●	●	●	
8,0	**4,0 - 7,9**	11	4,0	1,5	12	13	1,5	●	●	●	●	●
10,0	**5,0 - 9,9**	14	4,0	1,5	15	17	1,5	●	●	●	●	●
13,0	**9,0 -12,9**	17	4,0	1,5	15	17	1,5	●	●	●	●	●
16,0	**12,0-15,9**	20	4,0	1,5	15	17	2,3	●	●	●	●	●
20,0	**16,0-19,9**	25	4,0	1,5	15	17	2,3	●	●	●	●	●
25,0	**18,0-24,9**	30	4,0	1,5	15	17	2,3	●	●	●	●	●

Zwischenabmessungen auf Anfrage! / Intermediate dimensions on request!

SE 020

Mat.: HSS
Härte Schaft: 64 ±2 HRC

Mat.: HSS (e.g. M2)
Hardness shank: 64 ±2 HRC

SE 020 / 6,0

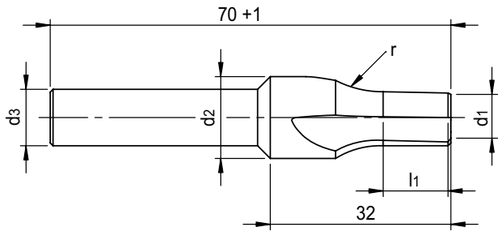

d1 f7	d2 h8	d3 h11	r	l1
5,0	7,4	d2	10	10
5,5	8,5	d2	10	10
6,0	9,5	d2	10	10
6,5 / 7,0	10,5	10	12	12
7,5 / 8,0	11,5	10	12	12
8,5 / 9,0	13,5	10	15	12
9,5 / 10,0	14,5	10	15	12
10,5 / 11,0	15,5	10	15	15
11,5 / 12,0	16,5	10	15	15
12,5 / 13,0	17,5	10	15	15
13,5 / 14,0	18,5	10	15	15
14,5 / 15,0	19,5	10	15	15
15,5 / 16,0	20,5	10	15	15
16,5 / 17,0	21,5	16	15	15
17,5 / 18,0	22,5	16	15	15
18,5 / 19,0	23,5	16	15	15
19,5 / 20,0	25,5	16	15	15
25,0	30,5	16	15	15
Zwischenabmessungen auf Anfrage! / Intermediate dimensions on request!				

SE 709

Mat.: HSS
Härte Schaft: 64 ±2 HRC
Kopf: 50 ±5 HRC

Mat.: HSS (e.g. M2)
Hardness shank: 64 ±2 HRC
Head: 50 ±5 HRC

SE 709 / 6 x 100 / d3

Stempel mit Verdrehsicherung auf Wunsch lieferbar (bei Bestellung angeben).

Gesamtlänge = l1 + a
Länge l2 frei wählbar!
Fehlende Maße siehe **SE 712** (Seite SE.4)

Total length = l1 + a
Length l2 freely selectable!
for missing dimensions please see **SE 712** (Page SE.4)

Punches with rotation prevention available, please specify when ordering.

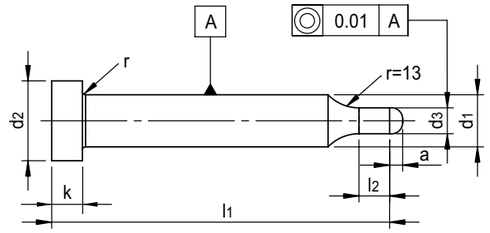

d1 m5	d3 +0,01 Stufung/step 0,01	l2	a	l1 +0,5 +0,2 63	71	80	90	100
5	**0,8 - 2,0**	10	3,0	●	●	●	●	●
6	**2,1 - 4,5**	10	4,5	●	●	●	●	●
8	**4,6 - 7,5**	13	6,5	●	●	●	●	●
10	**7,6 - 10,0**	17	8,0	●	●	●	●	●
13	**10,1 - 13,0**	17	9,5	●	●	●	●	●
16	**13,1 - 16,0**	17	11,5	●	●	●	●	●
20	**16,1 - 20,0**	17	13,5	●	●	●	●	●
25	**20,1 - 25,0**	17	13,5	●	●	●	●	●

SE 730

Mat.: HSS
Härte Schaft: 64 ±2 HRC
Kopf: 50 ±5 HRC

Stempel mit Verdrehsicherung auf Wunsch lieferbar (bei Bestellung angeben).

Mat.: HSS (e.g. M2)
Hardness shank: 64 ±2 HRC
Head: 50 ±5 HRC

Punches with rotation prevention available, please specify when ordering.

SE 730 / 8 x 100

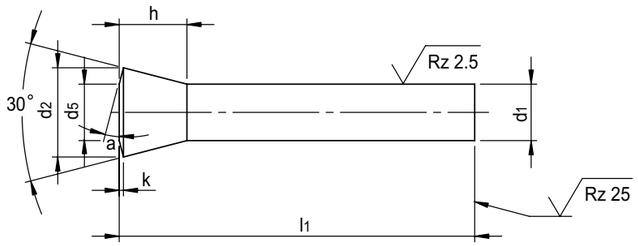

d1 h6	d2 -0,3	d5	h	k	a	l1 +1 71	80	90	100	120
4	6,6	3,8	6	1,0	35,0	●	●	●	●	
5	8,2	5,0	7	1,0	32,0	●	●	●	●	●
6	9,7	6,0	8	1,0	28,0	●	●	●	●	●
7	11,8	7,0	10	1,0	22,6	●	●	●	●	●
8	12,8	8,0	10	1,0	22,5	●	●	●	●	●
9	14,4	9,0	11	1,0	20,0	●	●	●	●	●
10	15,9	10,0	12	1,0	19,0	●	●	●	●	●
11	17,4	11,0	13	1,5	25,0	●	●	●	●	●
12	18,7	12,0	14	1,5	24,0	●	●	●	●	●
13	20,2	13,0	15	1,5	26,0	●	●	●	●	●
14	21,8	14,0	16	1,5	21,0	●	●	●	●	●
15	23,3	15,0	17	1,5	20,0	●	●	●	●	●
16	24,6	16,0	18	2,0	25,0	●	●	●	●	●

Schneidstempel 30° Kopf
Punches 30° head
SCHNEIDELEMENTE / CUTTING ELEMENTS

SE 734

mit federndem Auswerferstift

Mat.: HSS
Härte Schaft: 64 ±2 HRC
Kopf: 50 ±5 HRC

Stempel mit Verdrehsicherung auf Wunsch lieferbar (bei Bestellung angeben).

with spring ejector

Mat.: HSS (e.g. M2)
Hardness shank: 64 ±2 HRC
Head: 50 ±5 HRC

Punches with rotation prevention available, please specify when ordering.

SE 734 / 8 x 100

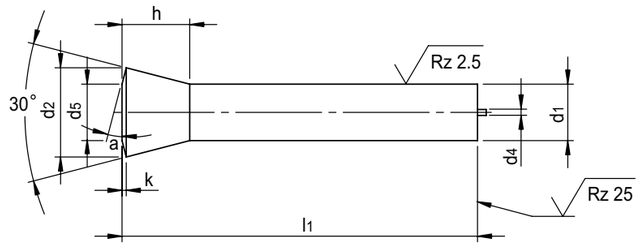

d1 h6	d2 -0,3	d4	d5	h	k	a	l1 +1 71	80	90	100	120
5	8,2	1	5,0	7	1,0	32,0	●	●	●	●	●
6	9,7	1	6,0	8	1,0	28,0	●	●	●	●	●
7	11,8	1	7,0	10	1,0	22,6	●	●	●	●	●
8	12,8	1,5	8,0	10	1,0	22,5	●	●	●	●	●
9	14,4	1,5	9,0	11	1,0	20,0	●	●	●	●	●
10	15,9	1,5	10,0	12	1,0	19,0	●	●	●	●	●
11	17,4	1,5	11,0	13	1,5	25,0	●	●	●	●	●
12	18,7	1,5	12,0	14	1,5	24,0	●	●	●	●	●
13	20,2	1,5	13,0	15	1,5	26,0	●	●	●	●	●
14	21,8	1,5	14,0	16	1,5	21,0	●	●	●	●	●
15	23,3	2,3	15,0	17	1,5	20,0	●	●	●	●	●
16	24,6	2,3	16,0	18	2,0	25,0	●	●	●	●	●

SE 732

Mat.: HSS
Härte Schaft: 64 ±2 HRC
Kopf: 50 ±5 HRC

Mat.: HSS (e.g. M2)
Hardness shank: 64 ±2 HRC
Head: 50 ±5 HRC

SE 732 / 6 x 100 / d3

Stempel mit Verdrehsicherung auf Wunsch lieferbar (bei Bestellung angeben).

Länge l2 frei wählbar!
Fehlende Maße siehe **SE 730** (Seite SE.23)

Length l2 freely selectable!
for missing dimensions please see **SE 730** (page SE.23)

Punches with rotation prevention available, please specify when ordering.

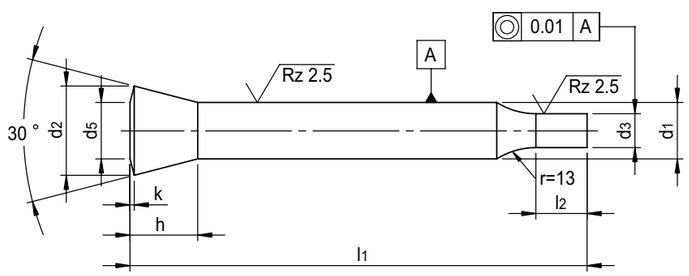

d1 h6	d3 h6 Stufung/step 0,01	l2	d5	h	k	l1 +1 71	80	90	100	120
4	**1,6 - 3,9**	10	3,8	6	1,0	●	●	●	●	
5	**2,5 - 4,9**	10	5,0	7	1,0	●	●	●	●	●
6	**3,0 - 5,9**	10	6,0	8	1,0	●	●	●	●	●
7	**3,0 - 6,9**	10	7,0	10	1,0	●	●	●	●	●
8	**4,0 - 7,9**	13	8,0	10	1,0	●	●	●	●	●
9	**4,5 - 8,9**	13	9,0	11	1,0	●	●	●	●	●
10	**5,0 - 9,9**	17	10,0	12	1,0	●	●	●	●	●
11	**5,0 -10,9**	17	11,0	13	1,5	●	●	●	●	●
12	**6,0 -11,9**	17	12,0	14	1,5	●	●	●	●	●
13	**9,0 -12,9**	17	13,0	15	1,5	●	●	●	●	●
14	**9,5 -13,9**	17	14,0	16	1,5	●	●	●	●	●
15	**10,0-14,9**	17	15,0	17	1,5	●	●	●	●	●
16	**12,0-15,9**	17	16,0	18	2,0	●	●	●	●	●

Schneidstempel 30° Kopf, abgesetzter Schaft
Punches 30° head, shouldered shank
SCHNEIDELEMENTE / CUTTING ELEMENTS

SE 735

mit federndem Auswerferstift

Mat.: HSS
Härte Schaft: 64 ±2 HRC
Kopf: 50 ±5 HRC

with spring ejector

Mat.: HSS (e.g. M2)
Hardness shank: 64 ±2 HRC
Head: 50 ±5 HRC

SE 735 / 6 x 100 / d3

Stempel mit Verdrehsicherung auf Wunsch lieferbar (bei Bestellung angeben).

Länge l2 frei wählbar!
Fehlende Maße siehe **SE 730** (Seite SE.23)

Length l2 freely selectable!
for missing dimensions please see **SE 730** (page SE.23)

Punches with rotation prevention available, please specify when ordering.

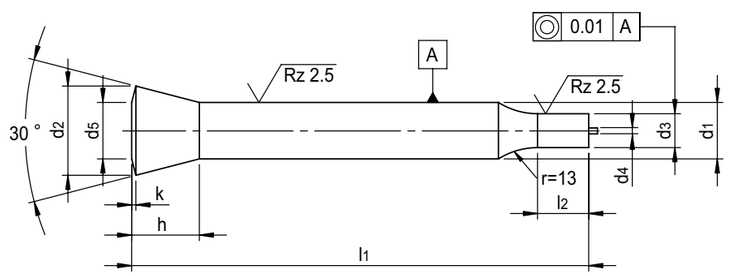

d1 h6	d3 h6 Stufung/step 0,01	d4	l2	d5	h	k	l1 +1 71	80	90	100	120
5	**2,5 - 4,9**	1	10	5,0	7	1,0	●	●	●	●	●
6	**3,0 - 5,9**	1	10	6,0	8	1,0	●	●	●	●	●
7	**3,0 - 6,9**	1	10	7,0	10	1,0	●	●	●	●	●
8	**4,0 - 7,9**	1,5	13	8,0	10	1,0	●	●	●	●	●
9	**4,5 - 8,9**	1,5	13	9,0	11	1,0	●	●	●	●	●
10	**5,0 - 9,9**	1,5	17	10,0	12	1,0	●	●	●	●	●
11	**5,0 -10,9**	1,5	17	11,0	13	1,5	●	●	●	●	●
12	**6,0 -11,9**	1,5	17	12,0	14	1,5	●	●	●	●	●
13	**9,0 -12,9**	1,5	17	13,0	15	1,5	●	●	●	●	●
14	**9,5 -13,9**	1,5	17	14,0	16	1,5	●	●	●	●	●
15	**10,0-14,9**	2,3	17	15,0	17	1,5	●	●	●	●	●
16	**12,0-15,9**	2,3	17	16,0	18	2,0	●	●	●	●	●

SE 733 . . .

Mat.: HSS
Härte Schaft: 64 ±2 HRC
Kopf: 50 ±5 HRC

Länge l2 frei wählbar!
Stempel ohne Verdrehsicherung auf Wunsch lieferbar (bei Bestellung angeben).
Fehlende Maße siehe **SE 730** (Seite SE.23)

Mat.: HSS (e.g. M2)
Hardness shank: 64 ±2 HRC
Head: 50 ±5 HRC

Length l2 freely selectable!
Punches without rotation preventi-on available, please specify when ordering.
for missing dimensions please see **SE 730** (page SE.23)

SE 733 30F / 6 x 100 / a x b

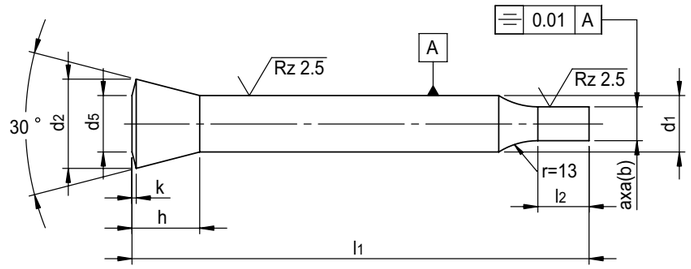

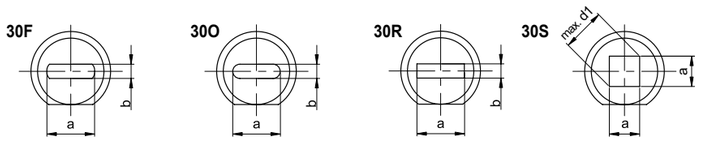

d1 h6	a x b ±0,01 Stufung/step 0,01 ≥ ≤	l2 +0,5	d5	h	k	l1 +1				
						71	80	90	100	120
4	**1,6 - 3,9**	10	3,8	6	1,0	●	●	●	●	
5	**2,5 - 4,9**	10	5,0	7	1,0	●	●	●	●	●
6	**3,0 - 5,9**	10	6,0	8	1,0	●	●	●	●	●
7	**3,0 - 6,9**	10	7,0	10	1,0	●	●	●	●	●
8	**4,0 - 7,9**	13	8,0	10	1,0	●	●	●	●	●
9	**4,5 - 8,9**	13	9,0	11	1,0	●	●	●	●	●
10	**5,0 - 9,9**	17	10,0	12	1,0	●	●	●	●	●
11	**5,0 -10,9**	17	11,0	13	1,5	●	●	●	●	●
12	**6,0 -11,9**	17	12,0	14	1,5	●	●	●	●	●
13	**9,0 -12,9**	17	13,0	15	1,5	●	●	●	●	●
14	**9,5 -13,9**	17	14,0	16	1,5	●	●	●	●	●
15	**10,0-14,9**	17	15,0	17	1,5	●	●	●	●	●
16	**12,0-15,9**	17	16,0	18	2,0	●	●	●	●	●

[05.11.2019]

[05.11.2019]

SE 736 . . .

mit federndem Auswerferstift

Mat.: HSS
Härte Schaft: 64 ±2 HRC
Kopf: 50 ±5 HRC

Länge l2 frei wählbar!
Stempel ohne Verdrehsicherung auf Wunsch lieferbar (bei Bestellung angeben).
Fehlende Maße siehe **SE 730** (Seite SE.23)

with spring ejector

Mat.: HSS (e.g. M2)
Hardness shank: 64 ±2 HRC
Head: 50 ±5 HRC

Length l2 freely selectable!
Punches without rotation preventi-on available, please specify when ordering.
for missing dimensions please see **SE 730** (page SE.23)

SE 736 30F / 6 x 100 / a x b

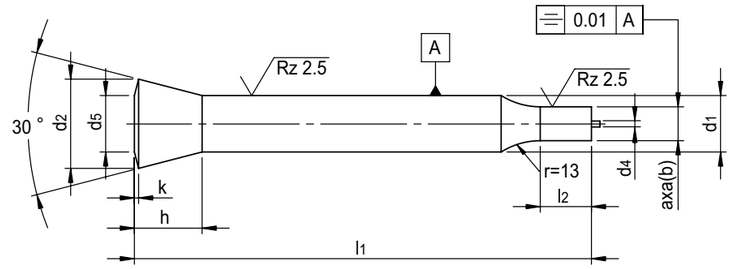

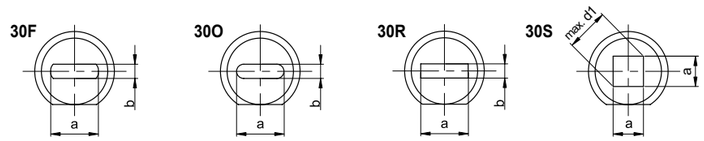

d1 h6	a x b ±0,01 Stufung/step 0,01 ≥ ≤	d4	l2 +0,5	d5	h	k	l1 +1				
							71	80	90	100	120
5	**2,5 - 4,9**	1	10	5,0	7	1,0	●	●	●	●	●
6	**3,0 - 5,9**	1	10	6,0	8	1,0	●	●	●	●	●
7	**3,0 - 6,9**	1	10	7,0	10	1,0	●	●	●	●	●
8	**4,0 - 7,9**	1,5	13	8,0	10	1,0	●	●	●	●	●
9	**4,5 - 8,9**	1,5	13	9,0	11	1,0	●	●	●	●	●
10	**5,0 - 9,9**	1,5	17	10,0	12	1,0	●	●	●	●	●
11	**5,0 -10,9**	1,5	17	11,0	13	1,5	●	●	●	●	●
12	**6,0 -11,9**	1,5	17	12,0	14	1,5	●	●	●	●	●
13	**9,0 -12,9**	1,5	17	13,0	15	1,5	●	●	●	●	●
14	**9,5 -13,9**	1,5	17	14,0	16	1,5	●	●	●	●	●
15	**10,0-14,9**	2,3	17	15,0	17	1,5	●	●	●	●	●
16	**12,0-15,9**	2,3	17	16,0	18	2,0	●	●	●	●	●

Schneidstempel mit Langlochprofil über die Gesamtlänge

Punches with oblong shape over total length

mit Senkkopf | with countersunk head

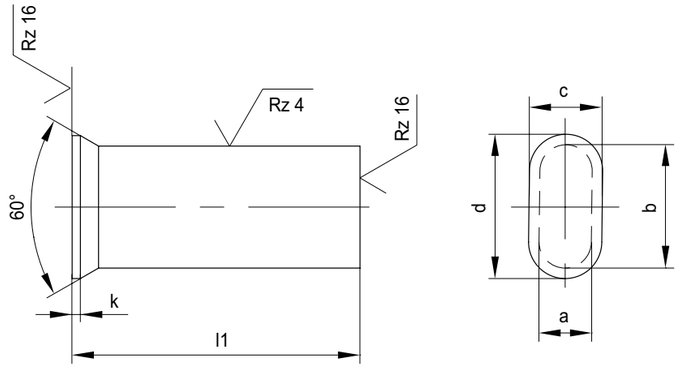

SE 744

Qualitätsausführung
Kopf und Schaft feinstgeschliffen
Kopf gestaucht

Mat.: HWS
Härte Schaft: 62 ±2 HRC
Kopf: 45 ±5 HRC

ohne Toleranzangabe
a/b: ±0,02
l: +0,5 / +1,0

Kopfmaße können nach Ihren Angaben gefertigt werden!

Grade A - finish
Head and shank finish-ground
Jolted head

Mat.: HWS (e.g. A2)
Hardness shank: 62 ±2 HRC
Head: 45 ±5 HRC

untoleranced
a/b: ±0,02
l: +0,5 / +1,0

Head-dimensions can be produced as per customers request!

SE 744 / a x b x l1 x c x d x k

MAIL

SE 745

Qualitätsausführung
Kopf und Schaft feinstgeschliffen
Kopf gestaucht

Mat.: HSS
Härte Schaft: 64 ±2 HRC
Kopf: 45 ±5 HRC

ohne Toleranzangabe
a/b: ±0,02
l: +0,5 / +1,0

Kopfmaße können nach Ihren Angaben gefertigt werden!

Grade A - finish
Head and shank finish-ground
Jolted head

Mat.: HSS (e.g. M2)
Hardness shank: 64 ±2 HRC
Head: 45 ±5 HRC

untoleranced
a/b: ±0,02
l: +0,5 / +1,0

Head-dimensions can be produced as per customers request!

SE 745 / a x b x l1 x c x d x k

MAIL

[05.11.2019]

[05.11.2019]

Schneidstempel mit Rechteckprofil über die Gesamtlänge

Punches with rectangular shape over total length

mit Senkkopf | with countersunk head

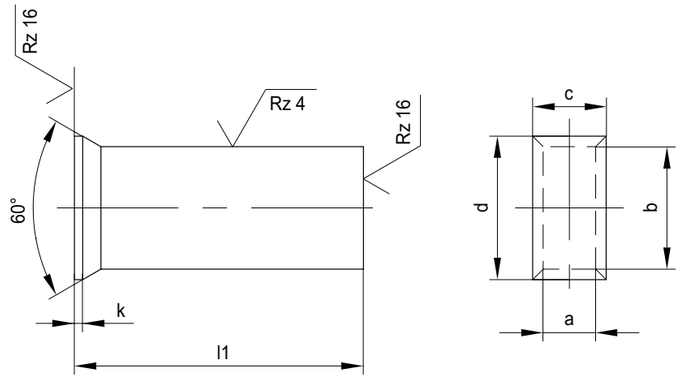

SE 748

Qualitätsausführung
Kopf und Schaft feinstgeschliffen
Kopf gestaucht

Mat.: HWS
Härte Schaft: 62 ±2 HRC
Kopf: 45 ±5 HRC

ohne Toleranzangabe
a/b: ±0,02
l: +0,5 / +1,0

Kopfmaße können nach Ihren Angaben gefertigt werden!

Grade A - finish
Head and shank finish-ground
Jolted head

HWS (e.g. A2)
Hardness shank: 62 ±2 HRC
Head: 45 ±5 HRC

untoleranced
a/b: ±0,02
l: +0,5 / +1,0

Head-dimensions can be produced as per customers request!

SE 748 / a x b x l1 x c x d x k

MAIL

SE 749

Qualitätsausführung
Kopf und Schaft feinstgeschliffen
Kopf gestaucht

Mat.: HSS
Härte Schaft: 64 ±2 HRC
Kopf: 45 ±5 HRC

ohne Toleranzangabe
a/b: ±0,02
l: +0,5 / +1,0

Kopfmaße können nach Ihren Angaben gefertigt werden!

Grade A - finish
Head and shank finish-ground
Jolted head

Mat.: HSS (e.g. M2)
Hardness shank: 64 ±2 HRC
Head: 45 ±5 HRC

untoleranced
a/b: ±0,02
l: +0,5 / +1,0

Head-dimensions can be produced as per customers request!

SE 749 / a x b x l1 x c x d x k

MAIL

Schneidstempel mit Rechteckprofil über die Gesamtlänge

Punches with rectangular shape over total length

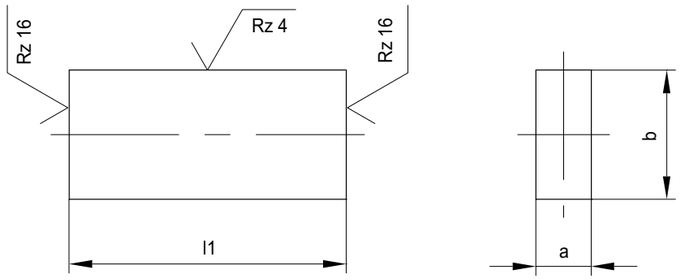

SE 738

Mat.: HWS
Härte Schaft: 62 ±2 HRC

ohne Toleranzangabe
a/b: ±0,02
l: +0,5 / +1,0

Mat.: HWS (e.g. A2)
Hardness shank: 62 ±2 HRC

untoleranced
a/b: ±0,02
l: +0,5 / +1,0

SE 738 / a x b x l1

SE 739

Mat.: HSS
Härte Schaft: 64 ±2 HRC

ohne Toleranzangabe
a/b: ±0,02
l: +0,5 / +1,0

Mat.: HSS (e.g. M2)
Hardness shank: 64 ±2 HRC

untoleranced
a/b: ±0,02
l: +0,5 / +1,0

SE 739 / a x b x l1

Schneidstempel mit Langlochprofil über die Gesamtlänge

Punches with oblong shape over total length

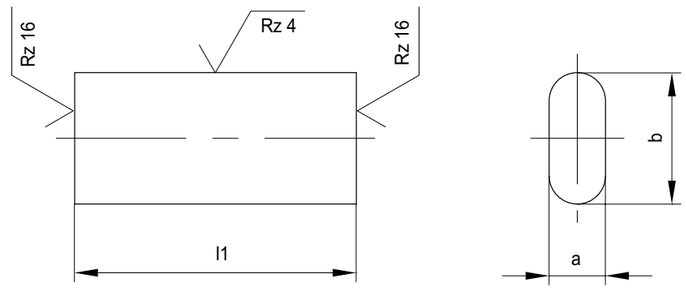

SE 740

Mat.: HWS
Härte Schaft: 62 ±2 HRC

ohne Toleranzangabe
a/b: ±0,02
l: +0,5 / +1,0

Mat.: HWS (e.g. A2)
Hardness shank: 62 ±2 HRC

untoleranced
a/b: ±0,02
l: +0,5 / +1,0

SE 740 / a x b x l1

SE 741

Mat.: HSS
Härte Schaft: 64 ±2 HRC

ohne Toleranzangabe
a/b: ±0,02
l: +0,5 / +1,0

Mat.: HSS (e.g. M2)
Hardness shank: 64 ±2 HRC

untoleranced
a/b: ±0,02
l: +0,5 / +1,0

SE 741 / a x b x l1

Schneidbuchsen DIN 9845 ohne Bund, Form A

Die buttons DIN 9845 without collar, Form A

SE 791

Mat.: HSS
Härte: 64 ±2 HRC

Mat.: HSS (e.g. M2)
Hardness: 64 ±2 HRC

SE 791 / 3,0 x 28

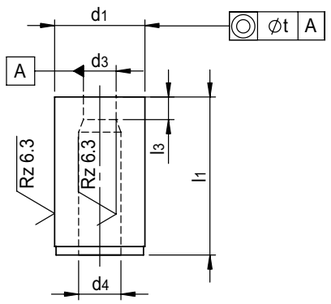

CAD MAIL

d3 H8	Stufung Graduation	d1 n6	d4	kurze Ausführung short version l1 +0,5	kurze Ausführung short version l3	lange Ausführung long version l1 +0,5	lange Ausführung long version l3	t
1,0	0,1	5	d3 + 0,3	**20**	2	**–**	–	0,01
1,1 - 2,0	0,1	6	d3 + 0,3	**20**	3	**28**	3	0,01
2,1 - 3,0	0,1	7	d3 + 0,5	**20**	3	**28**	3	0,01
3,1 - 4,0	0,1	8	d3 + 0,5	**20**	3	**28**	3	0,01
4,1 - 5,0	0,1	10	d3 + 0,7	**20**	4	**28**	4	0,01
5,1 - 6,0	0,1	12	d3 + 0,7	**20**	4	**28**	4	0,02
6,1 - 8,0	0,1	15	d3 + 0,7	**20**	4	**28**	4	0,02
8,1 - 10,0	0,1	18	d3 + 1,0	**20**	4	**28**	4	0,02
10,1 - 12,0	0,1	22	d3 + 1,0	**20**	5	**28**	5	0,02
12,1 - 15,0	0,1	26	d3 + 1,0	**20**	5	**28**	5	0,02
15,5 - 18,0	0,5	30	d3 + 1,0	**–**	–	**28**	5	0,02

[05.11.2019]

Schneidbuchsen DIN 9845 mit Bund, Form B

Die buttons DIN 9845 with collar, Form B

SE 792

Mat.: HSS
Härte: 64 ±2 HRC

Mat.: HSS (e.g. M2)
Hardness: 64 ±2 HRC

SE 792 / 3,0 x 28

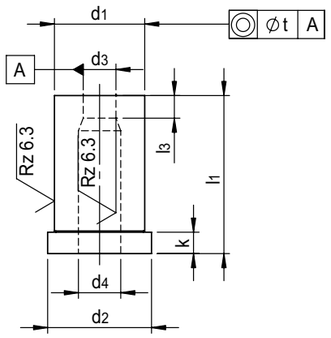

CAD MAIL

d3 H8	Stufung Graduation	d1 k6	d2	d4	kurze Ausführung short version l1 +0,5	kurze Ausführung short version l3	kurze Ausführung short version k	lange Ausführung long version l1 +0,5	lange Ausführung long version l3	lange Ausführung long version k	t
1,0	0,1	5	7	d3 + 0,3	**20**	2	4	**–**	–	–	0,01
1,1 - 2,0	0,1	6	8	d3 + 0,3	**20**	3	4	**28**	3	4	0,01
2,1 - 3,0	0,1	7	9	d3 + 0,5	**20**	3	4	**28**	3	4	0,01
3,1 - 4,0	0,1	8	10	d3 + 0,5	**20**	3	4	**28**	3	4	0,01
4,1 - 5,0	0,1	10	12	d3 + 0,7	**20**	4	4	**28**	4	4	0,01
5,1 - 6,0	0,1	12	14	d3 + 0,7	**20**	4	4	**28**	4	4	0,02
6,1 - 8,0	0,1	15	17	d3 + 0,7	**20**	4	4	**28**	4	4	0,02
8,1 - 10,0	0,1	18	20	d3 + 1,0	**20**	4	4	**28**	4	4	0,02
10,1 - 12,0	0,1	22	24	d3 + 1,0	**20**	5	4	**28**	5	4	0,02
12,1 - 15,0	0,1	26	28	d3 + 1,0	**20**	5	4	**28**	5	4	0,02
15,5 - 18,0	0,5	30	32	d3 + 1,0	**–**	–	–	**28**	5	4	0,02

Schneidbuchsen, Type ED, ohne Bund, ISO 8977A

Die buttons, type ED, without collar, ISO 8977A

SE 711 ED

Mat.: HSS
Härte: 64 ±2 HRC

Buchsen mit Verdrehsicherung auf Wunsch lieferbar (bei Bestellung angeben).

Mat.: HSS (e.g. M2)
Hardness: 64 ±2 HRC

Bushings with rotation prevention available, please specify when ordering.

SE 711 ED / 20 x 25 / d3

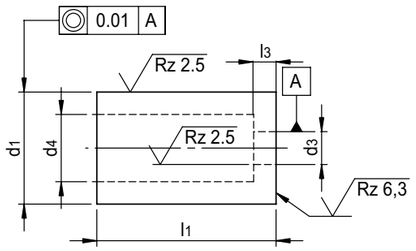

CAD MAIL

d1 m5	l3	d3 +0,02 Stufung/step 0,01	d4	l1 +0,5								
				16	19	20	22	25	28	30	32	35
5	2	**1,0-2,4**	2,8	●		●	●	●	●	●	●	●
6	3	**1,6-3,0**	3,5	●		●	●	●	●	●	●	●
8	4	**2,0-3,5**	4,0	●		●	●	●	●	●	●	●
10	4	**2,5-5,0**	5,8	●		●	●	●	●	●	●	●
13	5	**3,0-7,0**	8,0			●	●	●	●	●	●	●
16	5	**4,0-9,0**	9,5			●	●	●	●	●	●	●
19*	4	**5,0-10,0**	11,0		●			●		●	●	
20	8	**6,0-11,0**	12,0			●	●	●	●	●	●	●
22	8	**8,0-11,0**	15,0			●	●	●	●	●	●	●
25	8	**8,0-16,0**	17,3			●	●	●	●	●	●	●
32	8	**8,0-20,0**	20,7			●	●	●	●	●	●	●
38*	6	**16,0-26,0**	28,0							●	●	
40	8	**19,0-27,0**	27,7			●	●	●	●	●	●	●
50	8	**26,0-36,0**	37,0			●	●	●	●	●	●	●
55*	8	**35,0-41,0**	42,0							●	●	
*	= nicht nach ISO 8977A / not in acc. with ISO 8977A											

[05.11.2019]

[05.11.2019]

Schneidbuchsen, Type EKD, mit Bund, ISO 8977B

Die buttons, type EKD, with collar, ISO 8977B

SE 713 EKD

Mat.: HSS
Härte: 64 ±2 HRC

Buchsen mit Verdrehsicherung auf Wunsch lieferbar (bei Bestellung angeben).

Mat.: HSS (e.g. M2)
Hardness: 64 ±2 HRC

Bushings with rotation prevention available, please specify when ordering.

SE 713 EKD / 20 x 25 / d3

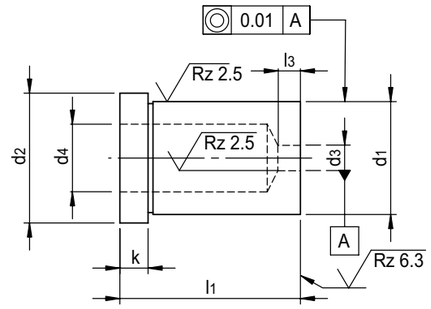

CAD MAIL

d1 m5	d2 +0,3	l3	k	d3 +0,02 Stufung/step 0,01	d4	l1 +0,5							
						16	20	22	25	28	30	32	35
5	8	2	5	**1,0 - 2,4**	2,8	●	●	●	●	●	●	●	●
6	9	3	5	**1,6 - 3,0**	3,5	●	●	●	●	●	●	●	●
8	11	4	5	**2,0 - 3,5**	4,0	●	●	●	●	●	●	●	●
10	13	4	5	**2,5 - 5,0**	5,8	●	●	●	●	●	●	●	●
13	16	5	5	**3,0 - 7,0**	8,0		●	●	●	●	●	●	●
16	19	5	5	**4,0 - 9,0**	9,5		●	●	●	●	●	●	●
19*	22	4	5	**5,0 - 10,0**	11,0				●	●	●	●	●
20	23	8	5	**6,0 - 11,0**	12,0		●	●	●	●	●	●	●
22	25	8	5	**8,0 - 14,0**	15,0		●	●	●	●	●	●	●
25	28	8	5	**8,0 - 16,0**	17,3		●	●	●	●	●	●	●
32	35	8	5	**8,0 - 20,0**	20,7		●	●	●	●	●	●	●
38*	42	6	5	**16,0 - 26,0**	28,0					●		●	●
40	43	8	5	**19,0 - 27,0**	27,7		●	●	●	●	●	●	●
50	53	8	5	**26,0 - 36,0**	37,0		●	●	●	●	●	●	●
55*	58	8	5	**35,0 - 41,0**	42,0								●
*	= nicht nach ISO 8977B / not in acc. with ISO 8977B												

SE 715 . . .

Mat.: HSS
Härte: 64 ±2 HRC

Buchsen ohne Verdrehsicherung auf Wunsch lieferbar (bei Bestellung angeben).

Mat.: HSS (e.g. M2)
Hardness: 64 ±2 HRC

Bushings without rotation prevention available, please specify when ordering.

SE 715 EDF / 20 x 25 / a x b

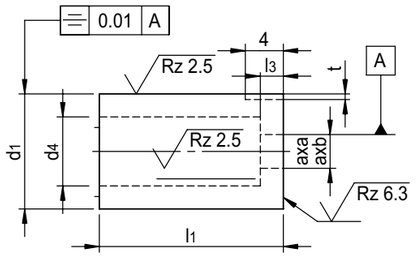

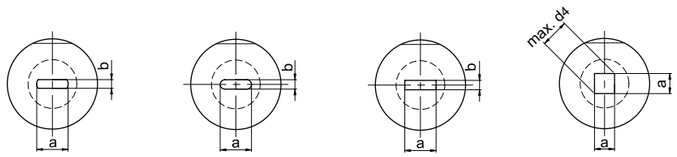

EDF EDO EDR EDS

d1 n5	a x b ±0,01 Stufung/step 0,01 ≥ ≤	l3	d4	t	l1 +0,5 16	19	20	22	25	28	30	32	35
5	**1,0 - 2,4**	2	2,8	0,5	●		●	●	●	●	●	●	●
6	**1,6 - 3,0**	3	3,5	0,5	●		●	●	●	●	●	●	●
8	**2,0 - 3,5**	4	4,0	0,5	●		●	●	●	●	●	●	●
10	**2,5 - 5,0**	4	5,8	2,0	●		●	●	●	●	●	●	●
13	**3,0 - 7,0**	5	8,0	2,0			●	●	●	●	●	●	●
16	**4,0 - 9,0**	5	9,5	2,0			●	●	●	●	●	●	●
19*	**5,0 - 10,0**	4	11,0	2,0		●			●		●	●	
20	**6,0 - 11,0**	8	12,0	2,0			●	●	●	●	●	●	●
22	**8,0 - 11,0**	8	12,0	2,0			●	●	●	●	●	●	●
25	**8,0 - 16,0**	8	17,3	2,0			●	●	●	●	●	●	●
32	**8,0 - 20,0**	8	20,7	2,0			●	●	●	●	●	●	●
38*	**16,0 - 26,0**	6	28,0	2,0							●	●	
40	**19,0 - 27,0**	8	27,7	2,0			●	●	●	●	●	●	●
50	**26,0 - 36,0**	8	37,0	2,0			●	●	●	●	●	●	●
55*	**35,0 - 41,0**	8	42,0	2,0							●	●	
*	= nicht nach ISO 8977A / not in acc. with ISO 8977A												

[05.11.2019]

[05.11.2019]

SE 717 . . . .

Mat.: HSS
Härte: 64 ±2 HRC

Buchsen ohne Verdrehsicherung auf Wunsch lieferbar (bei Bestellung angeben).

Mat.: HSS (e.g. M2)
Hardness: 64 ±2 HRC

Bushings without rotation prevention available, please specify when ordering.

SE 717 EKDO / 20 x 25 / a x b

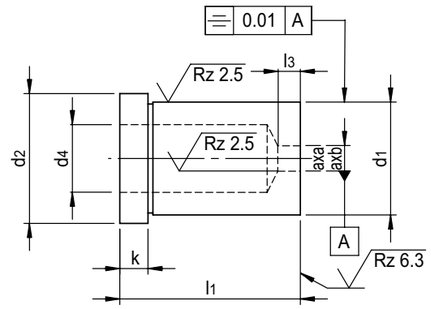

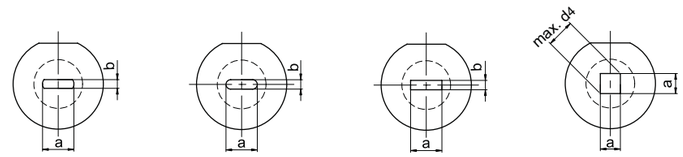

EKDF EKDO EKDR EKDS

d1 m5	a x b ±0,01 Stufung/step 0,01 ≥ ≤	d2 +0,3	l3	k +0,25	d4	l1 +0,5 16	20	22	25	28	30	32	35
5	**1,0 - 2,4**	8	2	5	2,8	●	●	●	●	●	●	●	●
6	**1,6 - 3,0**	9	3	5	3,5	●	●	●	●	●	●	●	●
8	**2,0 - 3,5**	11	4	5	4,0	●	●	●	●	●	●	●	●
10	**2,5 - 5,0**	13	4	5	5,8	●	●	●	●	●	●	●	●
13	**3,0 - 7,0**	16	5	5	8,0		●	●	●	●	●	●	●
16	**4,0 - 9,0**	19	5	5	9,5		●	●	●	●	●	●	●
19*	**5,0 - 10,0**	22	4	5	11,0				●	●	●	●	●
20	**6,0 - 11,0**	23	8	5	12,0		●	●	●	●	●	●	●
22	**8,0 - 14,0**	25	8	5	15,0		●	●	●	●	●	●	●
25	**8,0 - 16,0**	28	8	5	17,3		●	●	●	●	●	●	●
32	**8,0 - 20,0**	35	8	5	20,7		●	●	●	●	●	●	●
38*	**16,0 - 26,0**	42	6	5	28,0					●		●	●
40	**19,0 - 27,0**	43	8	5	27,7		●	●	●	●	●	●	●
50	**26,0 - 36,0**	53	8	5	37,0		●	●	●	●	●	●	●
55*	**35,0 - 41,0**	58	8	5	42,0								●
*	= nicht nach ISO 8977B / not in acc. with ISO 8977B												

SE 711 EDL

Type EDL, ohne Bund

Mat.: HSS
Härte: 64 ±2 HRC

Andere Längen auf Wunsch lieferbar.

Type EDL, without collar

Mat.: HSS (e.g. M2)
Hardness: 64 ±2 HRC

Other lengths available on request.

SE 711 EDL / 20 x 35

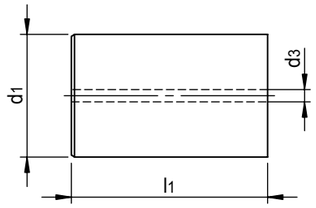

d1 n5	d3	l1 +0,5 35
5	1,5	●
6	1,5	●
8	2	●
10	3	●
13	3	●
16	3	●
19*	3	●
20	4	●
22	4	●
25	4	●
32	4	●
38*	5	●
40	5	●
50	5	●
55*	5	●

* = nicht nach ISO 8977A / not in acc. with ISO 8977A

SE 713 EKDL

Type EKDL, mit Bund

Mat.: HSS
Härte: 64 ±2 HRC

Andere Längen auf Wunsch lieferbar.

Type EKDL, with collar

Mat.: HSS (e.g. M2)
Hardness: 64 ±2 HRC

Other lengths available on request.

SE 713 EKDL / 20 x 35

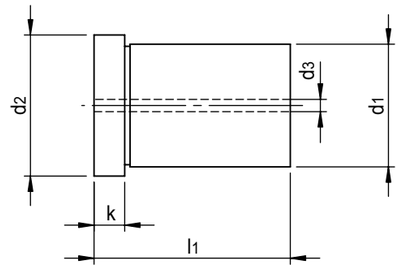

d1 m5	d2	d3	k +0,25	l1 +0,5 35
5	8	1,5	5	●
6	9	1,5	5	●
8	11	2	5	●
10	13	3	5	●
13	16	3	5	●
16	19	3	5	●
19*	22	3	5	●
20	23	4	5	●
22	25	4	5	●
25	28	4	5	●
32	35	4	5	●
38*	42	5	5	●
40	43	5	5	●
50	53	5	5	●
55*	58	5	5	●

* = nicht nach ISO 8977B / not in acc. with ISO 8977B

SE 711 EDM

Type EDM, ohne Bund

Mat.: HSS
Härte: 64 ±2 HRC

Type EDM, without collar

Mat.: HSS (e.g. M2)
Hardness: 64 ±2 HRC

SE 711 EDM / 20 x 35

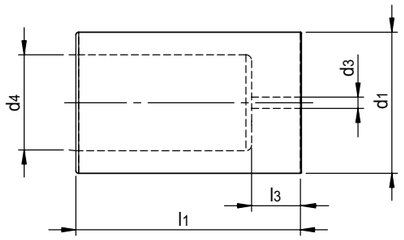

d1 n5	d3	l3	d4	l1 +0,5								
				16	19	20	22	25	28	30	32	35
5	1,5	2	2,8	●		●	●	●	●	●	●	●
6	1,5	3	3,5	●		●	●	●	●	●	●	●
8	2,0	4	4,0	●		●	●	●	●	●	●	●
10	3,0	4	5,8	●		●	●	●	●	●	●	●
13	3,0	5	8,0			●	●	●	●	●	●	●
16	3,0	5	9,5			●	●	●	●	●	●	●
19*	3,0	5	11,0		●			●		●	●	
20	4,0	8	12,0			●	●	●	●	●	●	●
22	4,0	8	15,0			●	●	●	●	●	●	●
25	4,0	8	17,3			●	●	●	●	●	●	●
32	4,0	8	20,7			●	●	●	●	●	●	●
38*	5,0	6	28,0							●	●	
40	5,0	8	27,7			●	●	●	●	●	●	●
50	5,0	8	37,0			●	●	●	●	●	●	●
55*	5,0	8	42,0							●	●	

* = nicht nach ISO 8977A / not in acc. with ISO 8977A

SE 713 EKDM

Type EKDM, mit Bund

Mat.: HSS
Härte: 64 ±2 HRC

Type EKDM, with collar

Mat.: HSS (e.g. M2)
Hardness: 64 ±2 HRC

SE 713 EKDM / 20 x 35

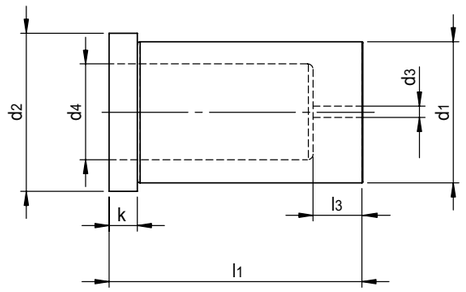

d1 m5	d3	d2 +0,3	l3	d4	k +0,25	l1 +0,5							
						16	20	22	25	28	30	32	35
5	1,5	8	2,0	2,8	5	●	●	●	●	●	●	●	●
6	1,5	9	3,0	3,5	5	●	●	●	●	●	●	●	●
8	2,0	11	4,0	4,0	5	●	●	●	●	●	●	●	●
10	3,0	13	4,0	5,8	5	●	●	●	●	●	●	●	●
13	3,0	16	5,0	8,0	5		●	●	●	●	●	●	●
16	3,0	19	5,0	9,5	5		●	●	●	●	●	●	●
19*	3,0	22	4,0	11,0	5				●	●	●	●	●
20	4,0	23	8,0	12,0	5		●	●	●	●	●	●	●
22	4,0	25	8,0	15,0	5		●	●	●	●	●	●	●
25	4,0	28	8,0	17,3	5		●	●	●	●	●	●	●
32	4,0	35	8,0	20,7	5		●	●	●	●	●	●	●
38*	5,0	42	6,0	28,0	5					●		●	●
40	5,0	43	8,0	27,7	5		●	●	●	●	●	●	●
50	5,0	53	8,0	37,0	5		●	●	●	●	●	●	●
55*	5,0	58	8,0	42,0	5								●

* = nicht nach ISO 8977B / not in acc. with ISO 8977B

SE 793

Mat.: Einsatzstahl
Härte: 62 ±2 HRC

Mat.: Case-hardening steel
Hardness: 62 ±2 HRC

SE 793 / 3,0

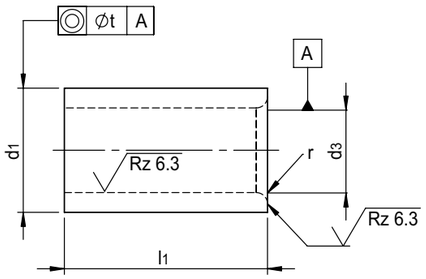

d3 H7	Stufung Graduation	d1 n6	l1	r	t
1,0	0,1	5	9	1,0	0,01
1,1-2,0	0,1	6	12	1,0	0,01
2,1-3,0	0,1	7	12	1,0	0,01
3,1-4,0	0,1	8	12	1,0	0,01
4,1-5,0	0,1	10	16	1,0	0,01
5,1-6,0	0,1	12	16	1,5	0,02
6,1-8,0	0,1	15	20	1,5	0,02
8,1-10,0	0,1	18	20	2,0	0,02
10,1-12,0	0,1	22	28	2,0	0,02
12,1-15,0	0,1	26	28	2,0	0,02
15,5-18,0	0,5	30	36	2,0	0,02

[05.11.2019]
[05.11.2019]

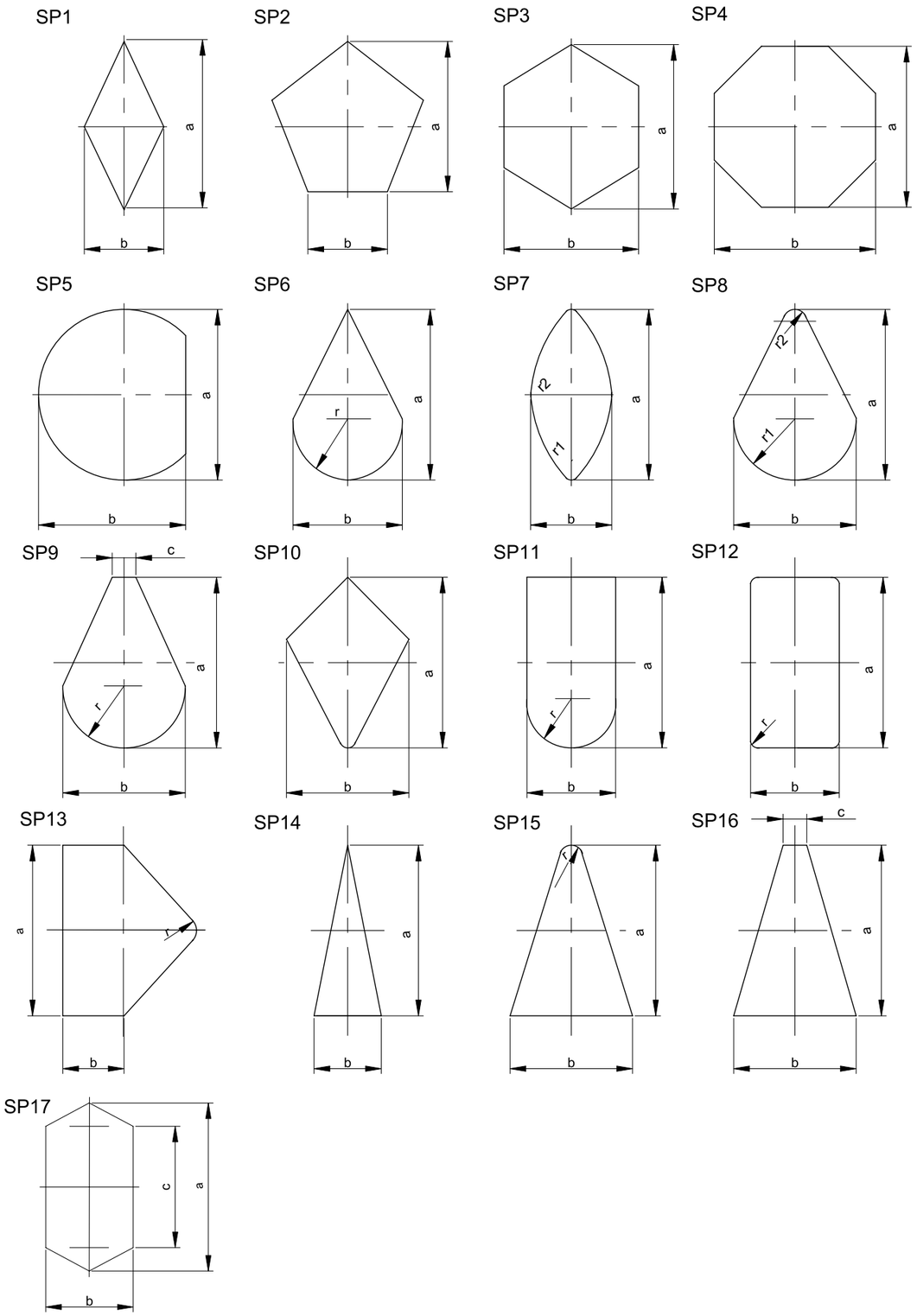

SE 300

Schwere Ausführung

Mat.: HSS
Härte: 60 - 63 HRC

Heavy duty

Mat.: HSS (e.g. M2)
Hardness: 60 - 63 HRC

SE 300 / 13 x 80

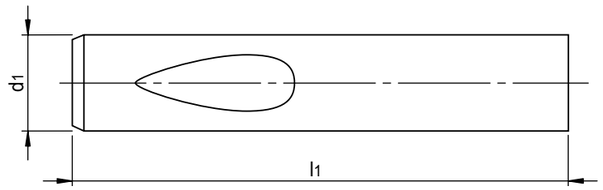

d1 g5	l1 +0,3						
	63	71	80	90	100	110	125
10	●	●	●	●	●	●	●
13	●	●	●	●	●	●	●
16	●	●	●	●	●	●	●
20	●	●	●	●	●	●	●
25		●	●	●	●	●	●
32		●	●	●	●	●	●
40			●	●	●	●	●

[05.11.2019]

SE 320

Schwere Ausführung mit federndem Auswerferstift

Mat.: HSS
Härte: 60 - 63 HRC

Heavy duty with spring ejector

Mat.: HSS (e.g. M2)
Hardness: 60 - 63 HRC

SE 320 / 13 x 80

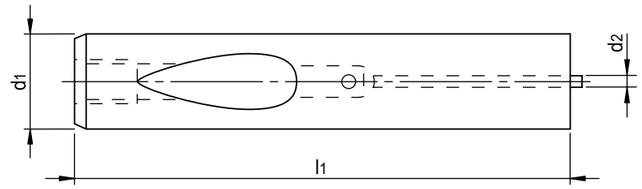

d1 g5	d2	l1 +0,3						
		63	71	80	90	100	110	125
10	1,5	●	●	●	●	●		
13	1,5	●	●	●	●	●	●	●
16	1,5	●	●	●	●	●	●	●
20	2,4	●	●	●	●	●	●	●
25	2,4		●	●	●	●	●	●
32	2,4		●	●	●	●	●	●
40	2,4			●	●	●	●	●

SE 301

Schwere Ausführung

Mat.: HSS
Härte: 60 - 63 HRC

Heavy duty

Mat.: HSS (e.g. M2)
Hardness: 60 - 63 HRC

SE 301 / 20 x 19 x 80 / d3

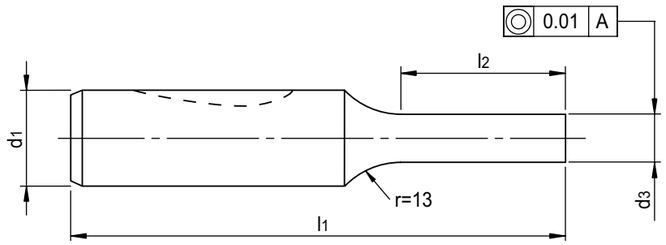

d1 g5	d3 min. +0,01	l2 +1				l1 +0,3						
		10	13	19	25	63	71	80	90	100	110	125
10	**2,1**	●	●	●		●	●	●	●	●	●	●
13	**5**		●	●		●	●	●	●	●	●	●
16	**8**		●	●	●	●	●	●	●	●	●	●
20	**12**		●	●	●	●	●	●	●	●	●	●
25	**16**		●	●	●		●	●	●	●	●	●
32	**24**		●	●	●		●	●	●	●	●	●
40	**30**			●	●			●	●	●	●	●

SE 321

Schwere Ausführung mit federndem Auswerferstift

Mat.: HSS
Härte: 60 - 63 HRC

Heavy duty with spring ejector

Mat.: HSS (e.g. M2)
Hardness: 60 - 63 HRC

SE 321 / 20 x 13 x 80 / d3

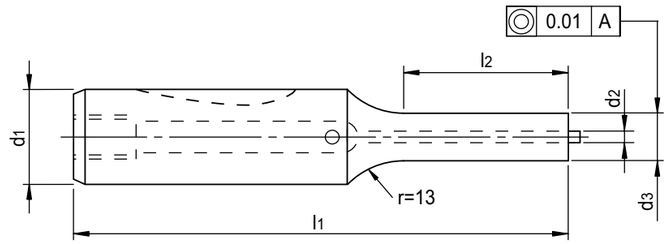

d1 g5	d2	d3 min. +0,01	l2 +1				l1 +0,3						
			10	13	19	25	63	71	80	90	100	110	125
10	1,5	**2,1**	●	●	●		●	●	●	●	●	●	
13	1,5	**5**		●	●		●	●	●	●	●	●	●
16	1,5	**8**		●	●	●	●	●	●	●	●	●	●
20	2,4	**12**		●	●	●	●	●	●	●	●	●	●
25	2,4	**16**		●	●	●		●	●	●	●	●	●
32	2,4	**24**		●	●	●		●	●	●	●	●	●
40	2,4	**30**			●	●			●	●	●	●	●

SE 302 .

Schwere Ausführung

Mat.: HSS
Härte: 60 - 63 HRC

Bei der Bestellung bitte die Position der Kugellage angeben (Bild 1).

Heavy duty

Mat.: HSS (e.g. M2)
Hardness: 60 - 63 HRC

When ordering, please specify the ball position (Fig. 1).

SE 302 O/ 20 x 19 x 80 / a x b / 45°

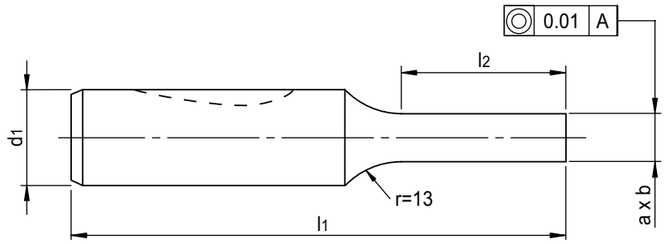

Bild 1/ Fig. 1

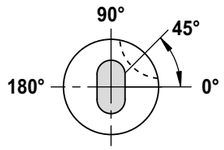

Typ / Type O

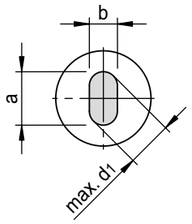

Langloch / oblong

Typ / Type S

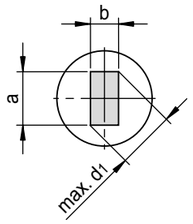

Quadrat, Rechteck / square, rectangular

Typ / Type H

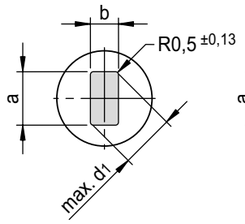

Profil mit Radius R0,5 / Profile with radius R0,5

Typ / Type L

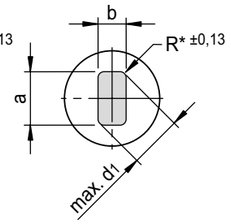

Profil mit frei wählbarem Radius / Profile with freely selectable radius

* Bei Typ L ist der Radius R frei wählbar. Bitte bei der Bestellung den Radius angeben.

* With type L the radius R is freely selectable. Please specify the radius when ordering.

d1 g5	a min. ±0,01	b min. ±0,01	l2 +1				l1 +0,3						
			10	13	19	25	63	71	80	90	100	110	125
10	2,1	2,1	●	●	●		●	●	●	●	●	●	●
13	5	4,5		●	●		●	●	●	●	●	●	●
16	8	6		●	●	●	●	●	●	●	●	●	●
20	12	8		●	●	●	●	●	●	●	●	●	●
25	16	10		●	●	●		●	●	●	●	●	●
32	24	12,5		●	●	●		●	●	●	●	●	●
40	30	14			●	●			●	●	●	●	●

[05.11.2019]

[05.11.2019]

SE 322 .

Schwere Ausführung mit federndem Auswerferstift

Mat.: HSS
Härte: 60 - 63 HRC

Bei der Bestellung bitte die Position der Kugellage angeben (Bild 1).

Heavy duty with spring ejector

Mat.: HSS (e.g. M2)
Hardness: 60 - 63 HRC

When ordering, please specify the ball position (Fig. 1).

SE 322 O/ 20 x 19 x 80 / a x b / 45°

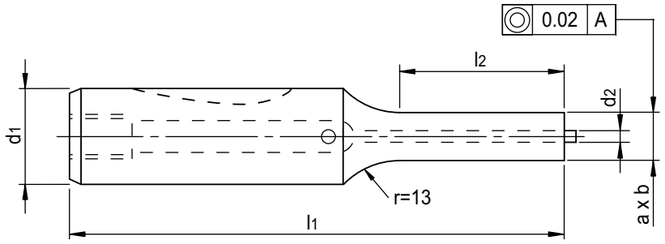

Bild 1/ Fig. 1

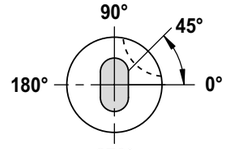

Typ / Type O

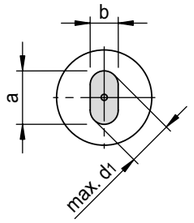

Langloch / oblong

Typ / Type S

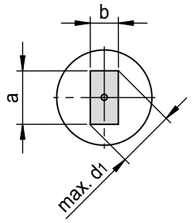

Quadrat, Rechteck / square, rectangular

Typ / Type H

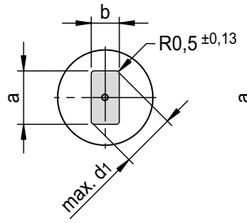

Profil mit Radius R0,5 / Profile with radius R0,5

Typ / Type L

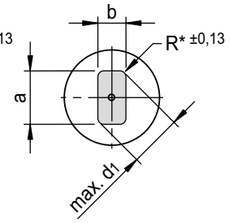

Profil mit frei wählbarem Radius / Profile with freely selectable radius

* Bei Typ L ist der Radius R frei wählbar. Bitte bei der Bestellung den Radius angeben.

* With type L the radius R is freely selectable. Please specify the radius when ordering.

d1 g5	d2	a min. ±0,01	b min. ±0,01	l2 +1				l1 +0,3						
				10	13	19	25	63	71	80	90	100	110	125
10	1,5	**2,1**	**2,1**	●	●	●		●	●	●	●	●	●	
13	1,5	**5**	**4,5**		●	●		●	●	●	●	●	●	●
16	1,5	**8**	**6**		●	●	●	●	●	●	●	●	●	●
20	2,4	**12**	**8**		●	●	●	●	●	●	●	●	●	●
25	2,4	**16**	**10**		●	●	●		●	●	●	●	●	●
32	2,4	**24**	**12,5**		●	●	●		●	●	●	●	●	●
40	2,4	**30**	**14**			●	●			●	●	●	●	●

SE 303

Schwere Ausführung

Mat.: HSS
Härte: 60 - 63 HRC

Heavy duty

Mat.: HSS (e.g. M2)
Hardness: 60 - 63 HRC

SE 303 / 20 x 30 x 71 / d3

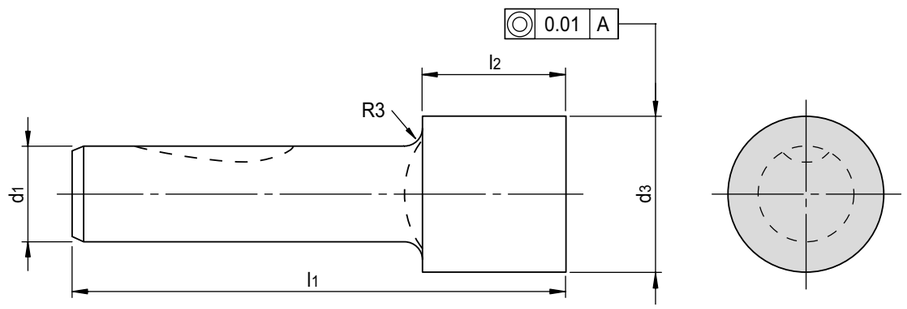

d1 g5	d3 min. +0,01	d3 max. +0,01	l2 +1		l1 +0,3			
			19	30	71	80	90	100
13	13,1	32	●	●	●	●	●	●
16	16,1	38	●	●	●	●	●	●
20	20,1	40	●	●	●	●	●	●
25	25,1	44	●	●	●	●	●	●
32	32,1	50	●	●		●	●	●
40	40,1	56	●	●		●	●	●

SE 323

Schwere Ausführung mit federndem Auswerferstift

Mat.: HSS
Härte: 60 - 63 HRC

Heavy duty with spring ejector

Mat.: HSS (e.g. M2)
Hardness: 60 - 63 HRC

SE 323 / 20 x 30 x 71 / d3

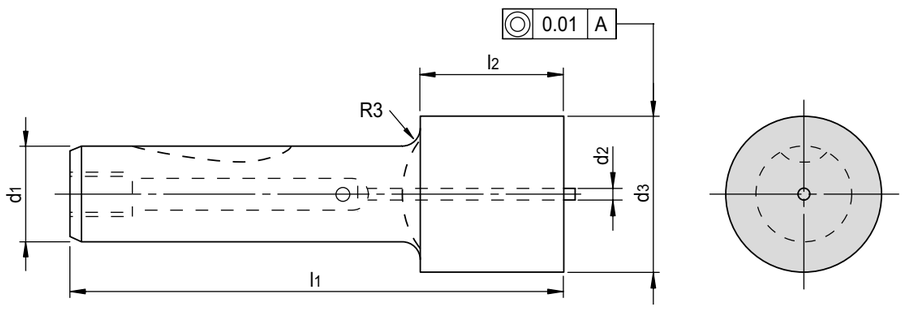

d1 g5	d2	d3 min. +0,01	d3 max. +0,01	l2 +1		l1 +0,3			
				19	30	71	80	90	100
13	1,5	13,1	32	●	●	●	●	●	●
16	1,5	16,1	38	●	●	●	●	●	●
20	2,4	20,1	40	●	●	●	●	●	●
25	2,4	25,1	44	●	●	●	●	●	●
32	2,4	32,1	50	●	●		●	●	●
40	2,4	40,1	56	●	●		●	●	●

SE 304 .

Schwere Ausführung

Mat.: HSS
Härte: 60 - 63 HRC

Bei der Bestellung bitte die Position der Kugellage angeben (Bild 1).

Heavy duty

Mat.: HSS (e.g. M2)
Hardness: 60 - 63 HRC

When ordering, please specify the ball position (Fig. 1).

SE 304 O/ 20 x 30 x 80 / a x b / 45°

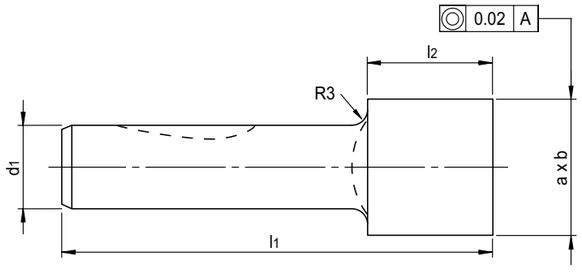

Bild 1/ Fig. 1

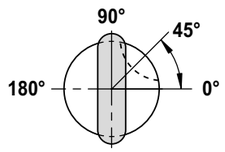

Typ / Type O

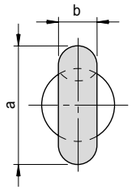

Langloch / oblong

Typ / Type S

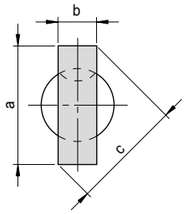

Quadrat, Rechteck / square, rectangular

Typ / Type H

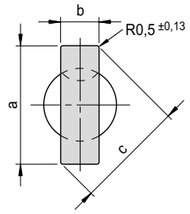

Profil mit Radius R0,5 / Profile with radius R0,5

Typ / Type L

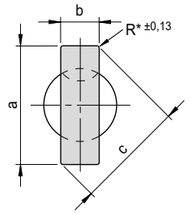

Profil mit frei wählbarem Radius / Profile with freely selectable radius

* Bei Typ L ist der Radius R frei wählbar. Bitte bei der Bestellung den Radius angeben.

* With type L the radius R is freely selectable. Please specify the radius when ordering.

d1 g5	a max. ±0,01	b min. ±0,01	c max.	l2 +1		l1 +0,3			
				19	30	71	80	90	100
13	**32**	**5**	32	●	●	●	●	●	●
16	**38**	**6,5**	38	●	●	●	●	●	●
20	**40**	**8**	40	●	●	●	●	●	●
25	**44**	**11**	44	●	●	●	●	●	●
32	**50**	**12,5**	50	●	●		●	●	●
40	**56**	**14**	56	●	●		●	●	●

[05.11.2019]

SE 324 .

Schwere Ausführung mit federndem Auswerferstift

Mat.: HSS
Härte: 60 - 63 HRC

Bei der Bestellung bitte die Position der Kugellage angeben (Bild 1).

Heavy duty with spring ejector

Mat.: HSS (e.g. M2)
Hardness: 60 - 63 HRC

When ordering, please specify the ball position (Fig. 1).

SE 324 O/ 20 x 30 x 80 / a x b / 45°

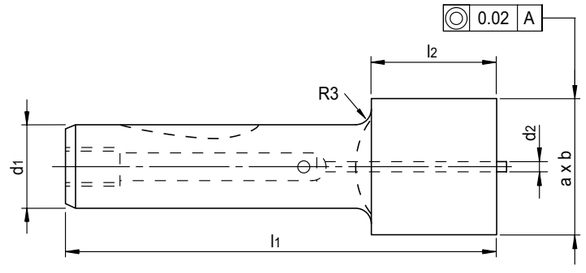

Bild 1/ Fig. 1

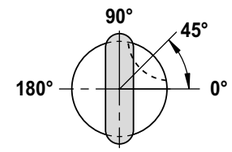

Typ / Type O

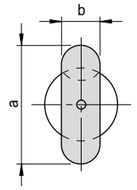

Langloch / oblong

Typ / Type S

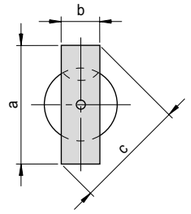

Quadrat, Rechteck / square, rectangular

Typ / Type H

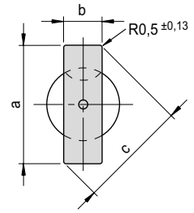

Profil mit Radius R0,5 / Profile with radius R0,5

Typ / Type L

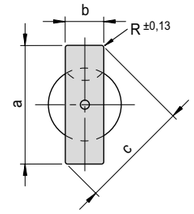

Profil mit frei wählbarem Radius / Profile with freely selectable radius

* Bei Typ L ist der Radius R frei wählbar. Bitte bei der Bestellung den Radius angeben.

* With type L the radius R is freely selectable. Please specify the radius when ordering.

d1 g5	d2	a max. ±0,01	b min. ±0,01	c max.	l2 +1		l1 +0,3			
					19	30	71	80	90	100
13	1,5	**32**	**5**	32	●	●	●	●	●	●
16	1,5	**38**	**6,5**	38	●	●	●	●	●	●
20	2,4	**40**	**8**	40	●	●	●	●	●	●
25	2,4	**44**	**11**	44	●	●	●	●	●	●
32	2,4	**50**	**12,5**	50	●	●		●	●	●
40	2,4	**56**	**14**	56	●	●		●	●	●

SE 340

Leichte Ausführung

Mat.: HWS
Härte: 60 - 63 HRC

Light duty

Mat.: HWS (e.g. A2)
Hardness: 60 - 63 HRC

SE 340 / 20 / d3

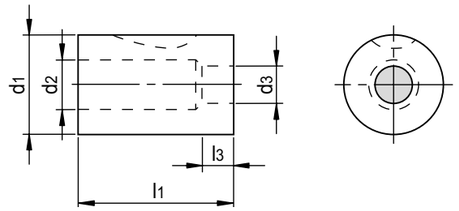

d1 g5	d3 +0,01 ≥ ≤	d2 max.	l1 +0,3	l3
13	**1,5 - 5,0**	6	32	4
16	**3,2 - 7,0**	8	32	5
20	**4,0 - 11,0**	12	32	5
25	**8,0 - 15,0**	16	32	6
32	**11,0 - 19,0**	20	32	6
38	**16,5 - 26,0**	27	32	8

SE 341 .

Leichte Ausführung

Mat.: HWS
Härte: 60 - 63 HRC

Bei der Bestellung bitte die Position der Kugellage angeben (Bild 1).

Light duty

Mat.: HWS (e.g. A2)
Hardness: 60 - 63 HRC

When ordering, please specify the ball position (Fig. 1).

SE 341 S / 16 / a x b / 45°

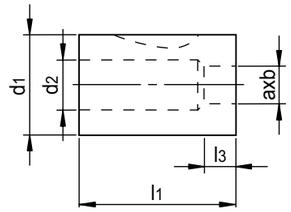

Bild 1/ Fig. 1

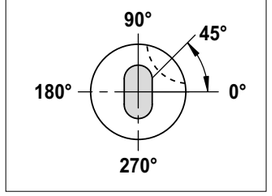

Typ / Type O

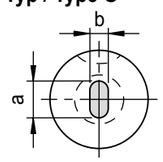

Langloch / oblong

Typ / Type S

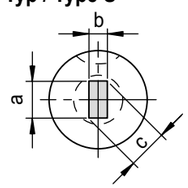

Quadrat, Rechteck / square, rectangular

Typ / Type H

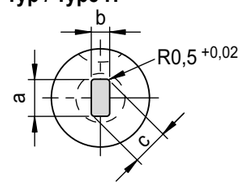

Profil mit Radius R0,5 / Profile with radius R0,5

Typ / Type L

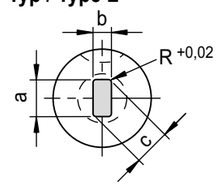

Profil mit frei wählbarem Radius / Profile with freely selectable radius

* Bei Typ L ist der Radius R frei wählbar. Bitte bei der Bestellung den Radius angeben.

* With type L the radius R is freely selectable. Please specify the radius when ordering.

d1 g5	a +0,02 ≥ ≤	b +0,02 ≥ ≤	d2 max.	c max.	l1 +0,3	l3
13	**1,5 - 5,0**	**1,2 - 5,0**	6	5,0	32	4
16	**3,2 - 7,0**	**2,0 - 7,0**	8	7,0	32	5
20	**4,0 - 11,0**	**2,4 - 11,0**	12	11,0	32	5
25	**8,0 - 15,0**	**4,0 - 15,0**	16	15,0	32	6
32	**11,0 - 19,0**	**4,8 - 19,0**	20	19,0	32	6
38	**16,5 - 26,0**	**6,4 - 26,0**	27	26,0	32	8

SE 390

Schwere Ausführung

Lieferumfang:
Zylinderkopfschrauben, Zylinderstifte und Gewindestift

Heavy duty

Included:
Socket head cap screws, dowel pins and headless screw

SE 390 / 13

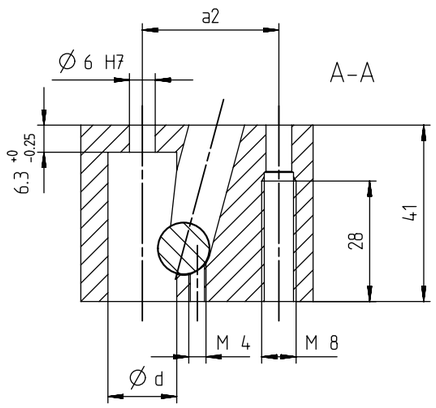

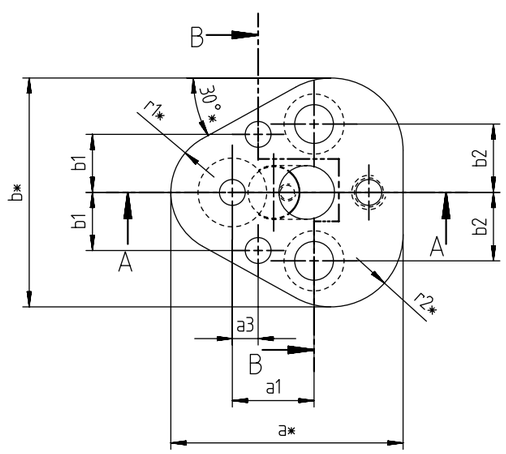

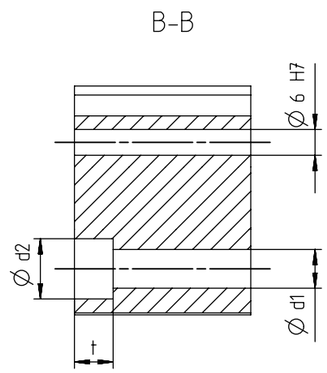

d H6	a*	b*	a3 ±0,01	a1 ±0,13	a2 ±0,01	r1*	r2*	b1 ±0,01	b2 ±0,13	d1	d2	t	Kugel-Ø Ball-Ø	Schraube Screw
10	44,5	43,7	7,5	19,0	26,93	9,5	12,0	9,0	11,1	9,0	15	9	10	M8
13	50,8	50,0	6,5	19,0	29,97	12,7	15,2	12,0	14,3	9,0	15	9	12	M8
16	54,0	53,2	6,0	19,0	31,75	14,3	16,8	13,5	15,9	9,0	15	9	12	M8
20	60,3	59,5	5,0	19,0	33,53	17,5	20,0	16,5	17,5	11,0	18	11	12	M10
25	69,9	69,1	7,0	23,8	40,64	22,2	24,7	22,0	19,8	13,5	20	13	12	M12
32	69,9	69,1	7,0	23,8	40,64	22,2	24,7	22,0	19,8	13,5	20	13	12	M12
40	77,4	76,6	10,0	27,0	43,99	26,0	28,5	26,0	24,0	13,5	20	13	12	M12

* Konturen können variieren. Größtmaße sind in der Tabelle angegeben.

* Contours may vary. Maximum dimensions are given in the table.

[05.11.2019]

[05.11.2019]

SE 360

abgewinkelte Ausführung

angular

SE 360

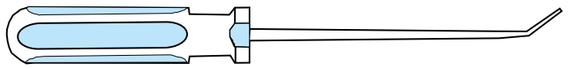

SE 361

gerade Ausführung

straight

SE 361

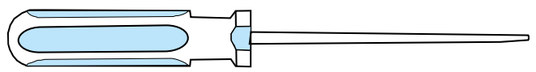

SE 362

Gewindeausführung

threaded

SE 362

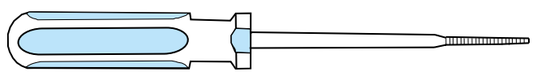

Verdrehsicherung für Schneidstempel und -buchsen

Rotation prevention for punches and die buttons

Profilierte Schneidstempel und die dazu passenden Schneidbuchsen werden von uns generell mit Verdrehsicherung ausgeliefert, wobei diese parallel zur langen Seite des Profils angebracht wird. Sollen Schneidelemente ohne Verdrehsicherung geliefert werden, muss darauf bei der Bestellung hingewiesen werden. Ebenso wenn die Verdrehsicherung an anderen Positionen oder in anderer Form gewählt werden soll, wie sie auf dieser Seite aufgeführt werden. Die Gradzahl ist frei wählbar und muss der Bestellnummer angehängt werden.

Shaped punches as well as the corresponding bushes are in general equipped with a rotation prevention, positioned alongside the longer side of the punching shape (round punches and bushes only upon request). If punches or bushes without a rotation prevention are needed, please specify during the ordering process. If a different location, shape or size (as shown below) for this purpose is requested, please specify as well. The angle is freely selectable and needs to be stated at the end of the ordering-number.

Verdrehsicherung / rotation prevention **Type V1**

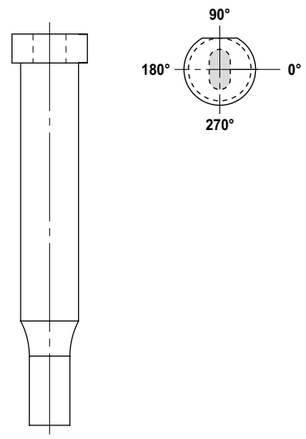

SE … V1/ 90°

Verdrehsicherung / rotation prevention **Type V2**

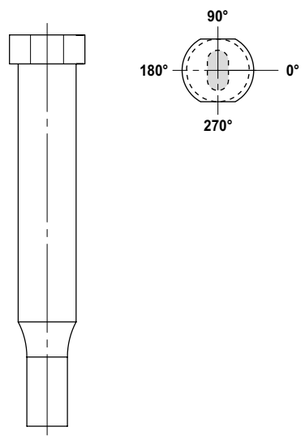

SE … V2/ 90°

Verdrehsicherung / rotation prevention **Type V3**

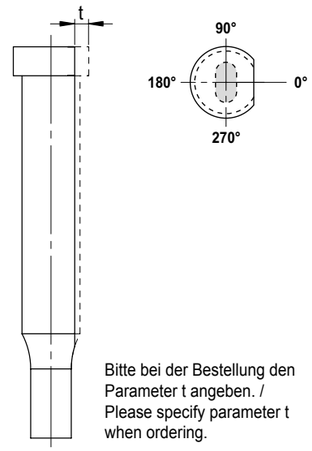

Bitte bei der Bestellung den Parameter t angeben. / Please specify parameter t when ordering.

SE … V3/ 4 / 0°

Verdrehsicherung / Rotation prevention **Type V4**

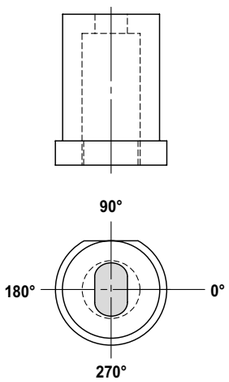

SE … V4/ 90°

Verdrehsicherung / Rotation prevention **Type V5**

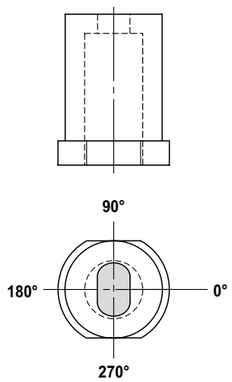

SE … V5/ 90°

Verdrehsicherung / Rotation prevention **Type V6**

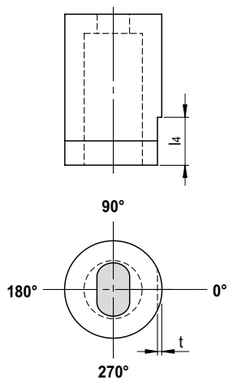

Bitte bei der Bestellung die Parameter t und l4 angeben. / Please specify parameter t and l4 when ordering.

SE … V6/ 2 x 14 / 0°

Verdrehsicherung / Rotation prevention **Type V7**

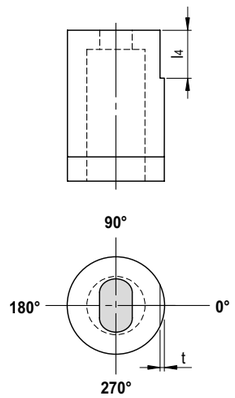

Bitte bei der Bestellung die Parameter t und l4 angeben. / Please specify parameter t and l4 when ordering.

SE … V7/ 2 x 14 / 0°

[05.11.2019]

[05.11.2019]

Sonder-Schneidstempel

Special punches

Bestellbeispiele / Ordering examples

SE	K3	10	90	13	P2	-	8,0	5,0	A1	45°	X1	B1	5
	Stempelkopf Punches head	d1	l1	l2	Profil Profile	d3	a	b	Auswerferstift Spring ejector	Verdreh-sicherung Rotation prevention	Material Material	Beschich-tung Coating	Menge Quantity

Stempelkopf / Punches head

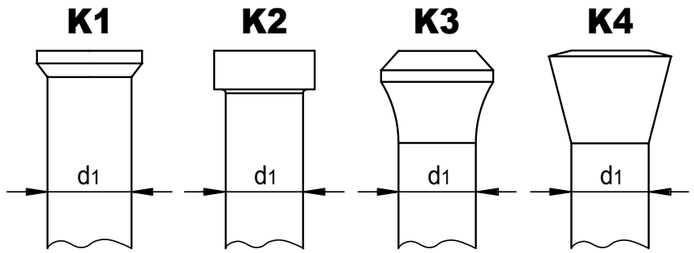

Beschichtung / Coating

- **B0** = ohne / without
- **B1** = TiN
- **B2** = TiCN
- **B3** = CrN
- **B4** = Bitte angeben / Please specify

Längen / Length

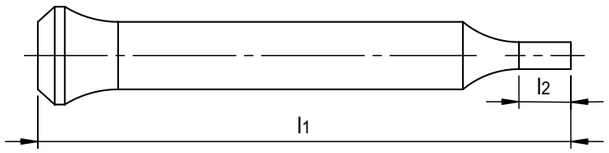

Material

- **X1** = HSS
- **X2** = Vanadis 10
- **X3** = ASP 23
- **X4** = CPM 10 V
- **X5** = REX M4
- **X6** = Böhler S290
- **X7** = Bitte angeben / Please specify

Profil / Profile

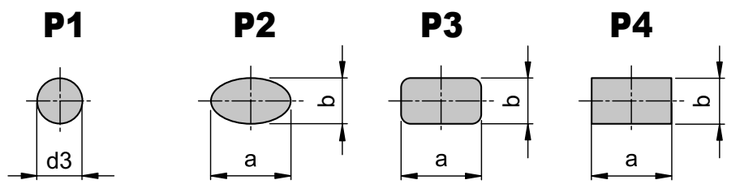

Verdrehsicherung / Rotation prevention

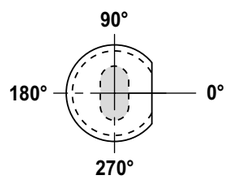

Auswerferstift / Spring ejector

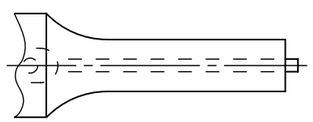

- **A0** = ohne/without
- **A1** = mit/with

SE													
SE													

Datum:

Schneidstempel ☐ Anfrage ☐ Auftrag Schneidbuchse ☐ Anfrage ☐ Auftrag

Vordruck bitte kopieren, ausfüllen und an MSPN faxen.
+49 2351 6610777

Firma:

Straße/Hausnummer:

PLZ/Ort:

Ansprechpartner:

Telefon: Telefax:

E-Mail:

Anfrage-Nr. Auftrags-Nr.

Material: Beschichtung:

Für Sonderausführungen erbitten wir eine Zeichnung oder CAD-Daten!

Stückzahl:

[05.11.2019]

[05.11.2019]

Date:

Punches ☐ Inquiry ☐ Order Die buttons ☐ Inquiry ☐ Order

Please copy form, fill out and fax to MSPN
+49 2351 6610777

Company:

Street / number:

Postal code / city / country:

Contact:

Phone: Fax:

Mail:

Inquiry-no. Order-No.

Mat.: Coating:

For special, custom made parts please provide drawing or CAD data!

Quantity: